

FAMILY PLANNING MONTHLY LOGISTICS REPORT

April 2017



**Management Information System (MIS)
Directorate General of Family Planning (DGFP)**

6, Kawran Bazar, Dhaka1215

Email: dirmisfp@gmail.com, dirlsdgfp@gmail.com
www.dgfpmis.org, www.dgfplmis.org

Government of the People's Republic of Bangladesh
Directorate General of Family Planning
Management Information System (MIS)
6, Kawran Bazar, Dhaka- 1215
www.dgfp.gov.bd


Memo No. - DGFP/MIS/09(Report)/04/2017/304

Date: 01 June' 2017.

Sub: Family Planning Monthly Logistics Report for the Month of April' 2017.

Family Planning Monthly Logistics Report for the Month of April' 2017 is sent herewith for your kind information & necessary action. This report is prepared on the basis of Form-7 submitted by Warehouses and Form-7B submitted by Upazila Family Planning Offices by using WIMS & UIMS operational tools. It provides useful information on monthly distribution and stock balance of all the major contraceptives & DDS Kits of Warehouse/Upazila Stores. A summary of important events happened during reporting month included in this report. For more information you are requested to visit at www.scmpbd.org web site.

Comments and suggestions for improvement of this report will be highly appreciated.


(Md. Ferdous Alam)

Joint Secretary (MOHFW)
and
Director (MIS) &
Line Director (MIS-FP)
Phone: 9146262
Mail: dirmisfp@gmail.com

Memo No. - DGFP/MIS/09(Report)/04/2017/304/1(140)

Date: 01 June' 2017.

Copy of the report forwarded to:

1. Secretary, Ministry of Health & Family Welfare, Bangladesh Secretariat, Dhaka.
2. Additional Secretary, Ministry of Health & Family Welfare, Bangladesh Secretariat, Dhaka.
3. Joint Secretary (WHO)/ (Coordination), Ministry of Health & Family Welfare, Bangladesh Secretariat, Dhaka.
4. Joint Chief (Planning), Ministry of Health & Family Welfare, Bangladesh Secretariat (Clinic Building), Dhaka.
5. Joint Chief (Population & Planning wing), Planning commission, Sher-e-Bangla Nagar, Dhaka.
6. Joint Chief (Planning), Program Management and Monitoring Unit (PMMU), Azimpur, Dhaka-1205.
7. P.S. to the Honorable Minister, Ministry of Health and Family Welfare, Bangladesh Secretariat, Dhaka, for kind information of the Honorable Minister.
8. P.S. to the Honorable State Minister, Ministry of Health and Family Welfare, Bangladesh Secretariat, Dhaka, for kind information of the Honorable State Minister.
9. Director Administration, Directorate General of Family Planning, 6 Kawran Bazar, Dhaka 1215.

10. Director Logistics & Supply and Line Director (Procurement, Storage & Supply Management), Directorate General of Family Planning, 6 Kawran Bazar, Dhaka 1215.
11. Director Finance & Line Director (Family Planning Field Service Delivery Program), Directorate General of Family Planning, 6 Kawran Bazar, Dhaka 1215.
12. Director (IEM) & Line Director (Information, Education and Communication), Directorate General of Family Planning, 6 Kawran Bazar, Dhaka 1215.
13. Director Planning & Line Director (Program Monitoring and Evaluation), Directorate General of Family Planning, 6 Kawran Bazar, Dhaka 1215.
14. Line Director (Maternal, Child, Reproductive and Adolescent Health), Directorate General of Family Planning, 6 Kawran Bazar, Dhaka 1215.
15. Line Director (Clinical Contraception Services Delivery), Directorate General of Family Planning, 6 Kawran Bazar, Dhaka 1215.
16. Divisional Director, Family Planning, Dhaka / Chittagong / Rajshahi / Khulna / Sylhet / Barisal/ Rangpur Division.
17. Deputy Chief (FW)/ (Health), Ministry of Health & Family Welfare, Bangladesh Secretariat, Dhaka.
18. Additional Director (Drugs and Stores), Directorate General of Family Planning, Central Warehouse, Mohakhali, Dhaka.
19. Deputy Director, Family Planning, ----- District (Your are requested to take appropriate measures to ensure timely submission of Form 7B report from upazilas and send these to MIS Unit within 9th working day of the next month).
20. Supply Officer, Family Planning, ----- CWH/RWHs.
21. Country Director, SPS/MSH, House No.-28, Flat-W2, Road No.-63, Gulshan-2, Dhaka-1212.
22. Country Director, the World Bank, E-32, Agargaon, Sher-e-Banala Nagar, Dhaka-1207.
23. Team Leader, Population & Health Team, USAID, Madani Avenue, Baridhara, Dhaka.
24. Country Representative, UNFPA, IDB Bhaban, Agargaon, Sher-E-Bangla Nagar, Dhaka.
25. Managing Director, SMC, SMC Tower, 33 Banani C/A, Dhaka-1213.
26. Documentation Center, IEM Unit, Directorate General of Family Planning, 6 Kawran Bazar, Dhaka.
27. PA to Director General, Directorate General of Family Planning, 6, Kawran Bazar, Dhaka 1215.
28. Office copy, MIS, DGFP, 6 Kawran Bazar, Dhaka -1215.





(Ajoy Ratan Barua)
Deputy Director (MIS)

Table Of Contents

	Page
1. DGFP Stock Status Report	1-2
2. National Receipts Quantity by Product by Month	3
3. National Level Contraceptive Summary Report	4
4. Stock Status Report at Different Levels	5
5. Contraceptive Stock Status by Product at Upazila Store and Field	6-10
6. Contraceptive Stock Status by Product at Regional Warehouses/Upazila	11-31
7. Month-wise Consumption Trend	32-34
8. Report on Upazila and Warehouse Having Stock Out in last month	35

1. DGFP Stock Status Report

		DGFP STOCK STATUS REPORT (For Contraceptives) April 2017																								
		2017										2018												2019		
Year ?		5	6	7	8	9	10	11	12	1	2	3	4	5	6	7	8	9	10	11	12	1	2	3		
Min.-Max. ?												Min		Max												
Product ?																										
Condom		CS (112.24m) - 09 months																								
*AMC = 12.1m		2016-17: GoB (Rev):73m, Goods received																								
Pill		CS (89.03m) - 11 months																								
*AMC = 8.11m		2016-17: 69m, Goods received																								
IUD		CS (0.188m) - 08 months																								
*AMC = 21,214																										
Injectables		CS (5.69m) - 05 months																								
*AMC = 1.05m		2016-17: GoB (Dev): 3.5m; goods received																								
		CS (0.108m) - 2 mon					2016-17 : 0.2m - 5mon																			
Implant		2016-17 - 0.2 m																								
*AMC = 37,711		2016-17(Pool Fund) : 0.2m- L/C opened																								
		A devastating fire broke out at the Central Warehouse of the DGFP at Mohakhali, Dhaka on 08 April 2017, which caused a major lose of some contraceptives, MSRs & medicines. 61,200 pcs Condom, 14,400 Cycles LDOP, 2,94,400 sets IUD, 52,50,900 vials Injectables & 2,982 sets Inplant were destroyed jn fire.																								
		*AMC is calculated based on past 6-months consumption																								
		Data Sources: DGFP/L&S unit, DGFP LMIS web site - https://scmpbd.org/ Central Warehouse WIMS data and Approved DGFP Procurement Plan																								
		Page 1																								
		Legend: Current Stock To be received Planned for FY 2017-18 AMC = Average Monthly Consumption BER = Bid Evaluation Report CCGP = Cabinet Committee on Govt Purchase CS = Current Stock NOA = Notification of Award NO = No Objection TEC = Tender Evaluation Committee ICB = International Competitive Bidding NCT = National Competitive Tendering																								

DGFP STOCK STATUS NOTES
(For Contraceptives)
Month: April 2017

CONDOM – Current national stock is 112.24 million pieces and this stock can be used up to January 2018.

PILL – Current national stock of Oral Contraceptive Pill is 89.03 million cycles which will go up to March 2018.

IUD – Current national stock is 0.188 million pieces and this stock can be used up to December 2017.

INJECTABLES – Current stock of 5.69 million vials and that can be used up to September 2017.

IMPLANT – Current stock is 0.108 million sets and this can be used up to June 2017.

- Planned for 2016-17: (Pool fund) 0.2m sets. Contract signed; L/C opened; awaiting receipts. This amount can be used up to November 2017.

<p>A devastating fire broke out at the Central Warehouse of the DGFP at Mohakhali, Dhaka on 08 April 2017, which caused a major loss of some contraceptives, MSRs & medicines. 61,200 pcs Condom, 14,400 Cycles LDOP, 2, 94,400 sets IUD, 52, 50,900 vials Injectables & 2,982 sets Inplant were destroyed in fire.</p>

You can also download the previous reports from <http://www.scmpbd.org/>

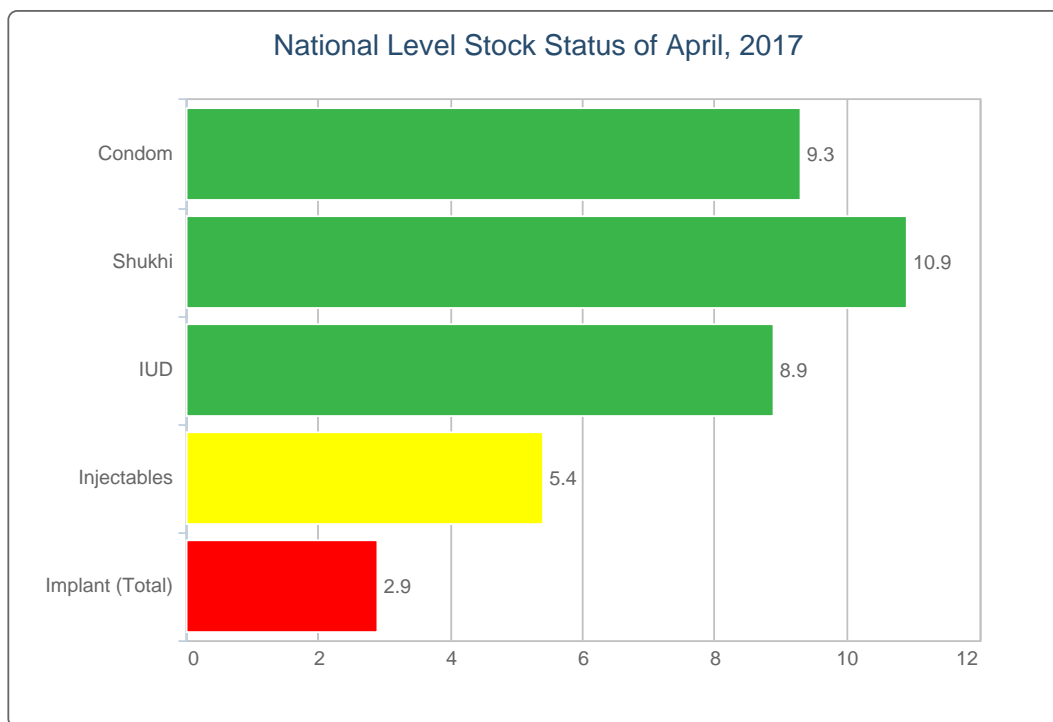
2. National Receipts Quantity by Product by Month

Contraceptive Received Report

Month: April, 2017

Item	Supplier	Receiver	Date Receipts	Qty
<i>No National Receive This Month</i>				

3. National Level Contraceptive Summary Report

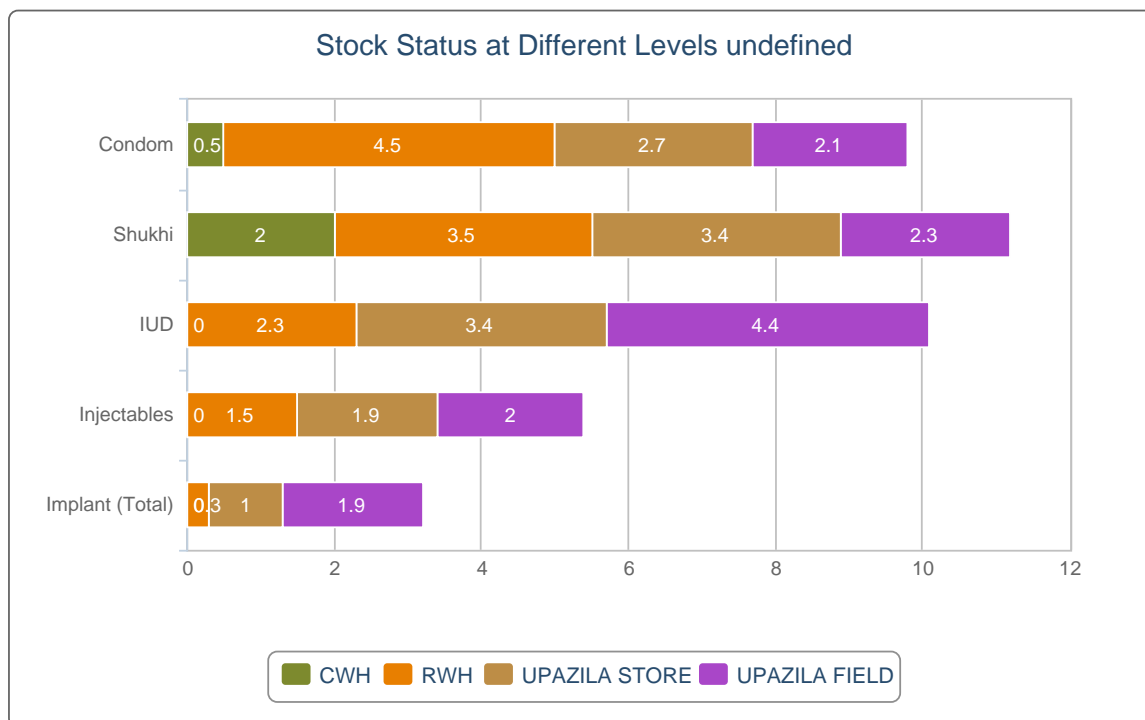


■ MOS less than 4.0
 ■ MOS 4.0 - 7.9
 ■ MOS 8.0 and above
 MOS = Month of Stock

National Level Stock Status of April, 2017

SL	Name of Products	Reported Consumption	Reported Closing Balance	Average Monthly Consumption	MOS
1	Condom	11,554,708	113,063,006	12,145,422	9.3
2	Shukhi	7,980,217	89,346,763	8,169,990	10.9
3	IUD	18,815	190,771	21,490	8.9
4	Injectables	1,052,362	5,731,708	1,067,549	5.4
5	Implant (Total)	33,684	110,172	38,017	2.9

4. Stock Status Report at Different Levels

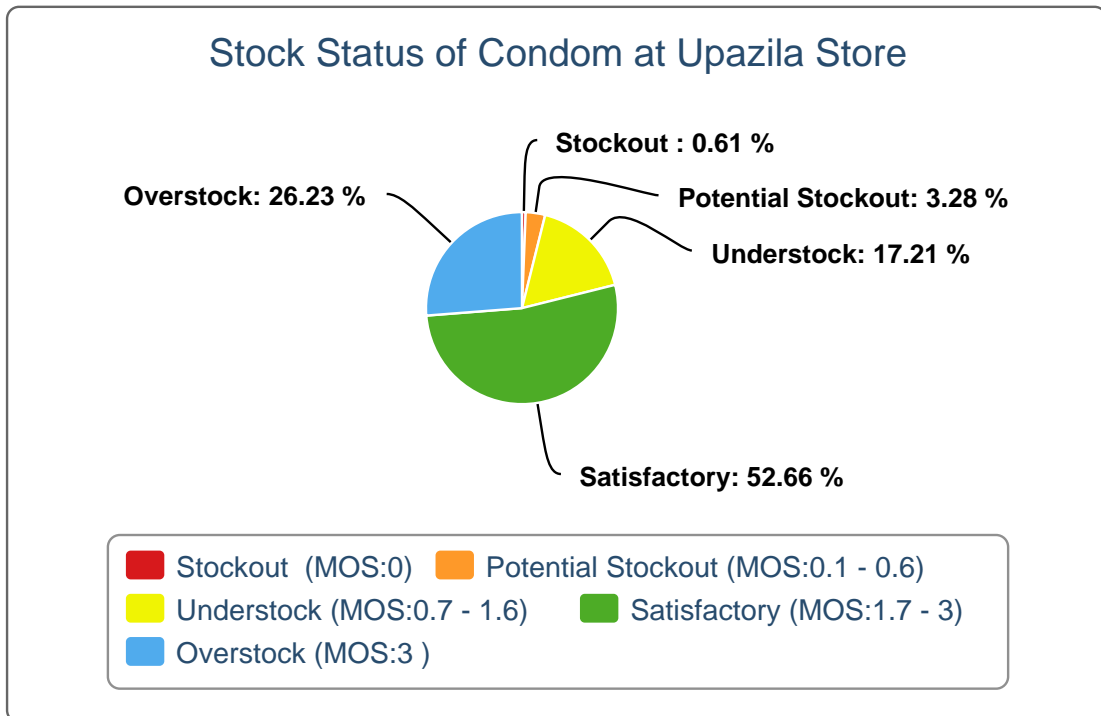


Stock Status at Different Levels April, 2017

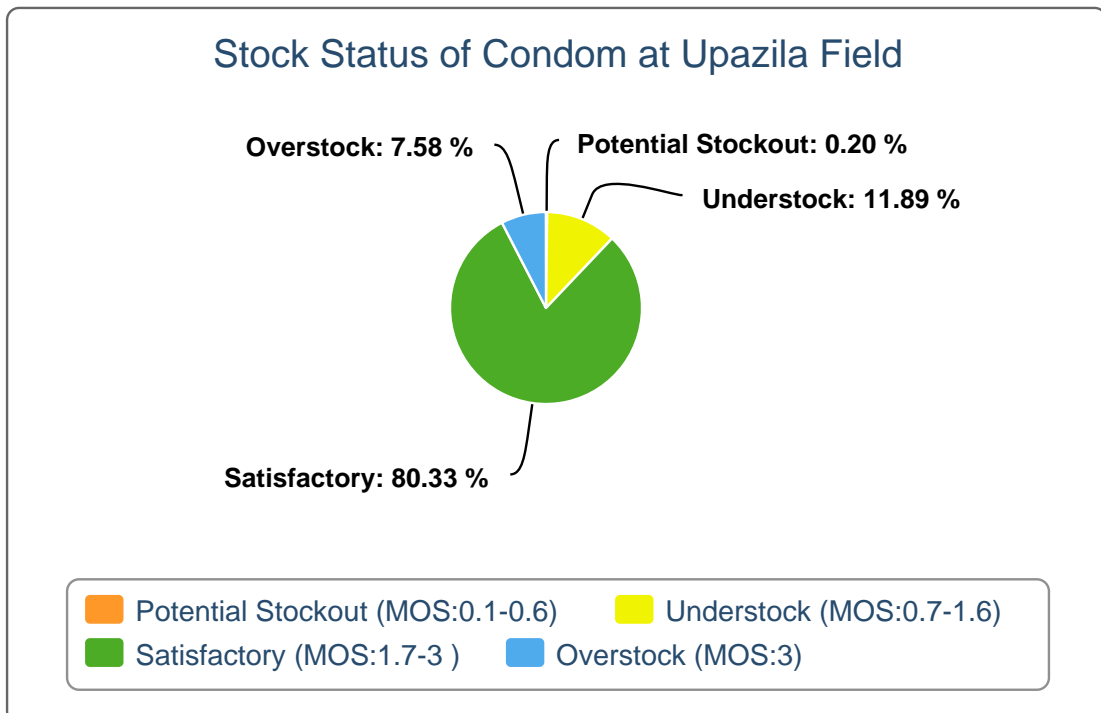
Products	Avg. Consump. of Last 6 Months	CWH Level	MOS	RWH Level	MOS	Upazila Level	MOS	Field Level	MOS	National Level	MOS
Condom	12,145,422	6,102,400	0.5	51,613,800	4.2	30,772,147	2.5	24,574,659	2	113,063,006	9.3
Shukhi	8,169,990	15,868,320	1.9	28,176,480	3.4	26,975,540	3.3	18,326,423	2.2	89,346,763	10.9
IUD	21,490	0	0	43,843	2	63,741	3	83,187	3.9	190,771	8.9
Injectables	1,067,549	0	0	1,588,600	1.5	2,004,686	1.9	2,138,422	2	5,731,708	5.4
Implant (Total)	38,017	0	0	10,564	0.3	34,372	0.9	65,236	1.7	110,172	2.9

5. Contraceptive Stock Status by Product at Upazila Store and Field

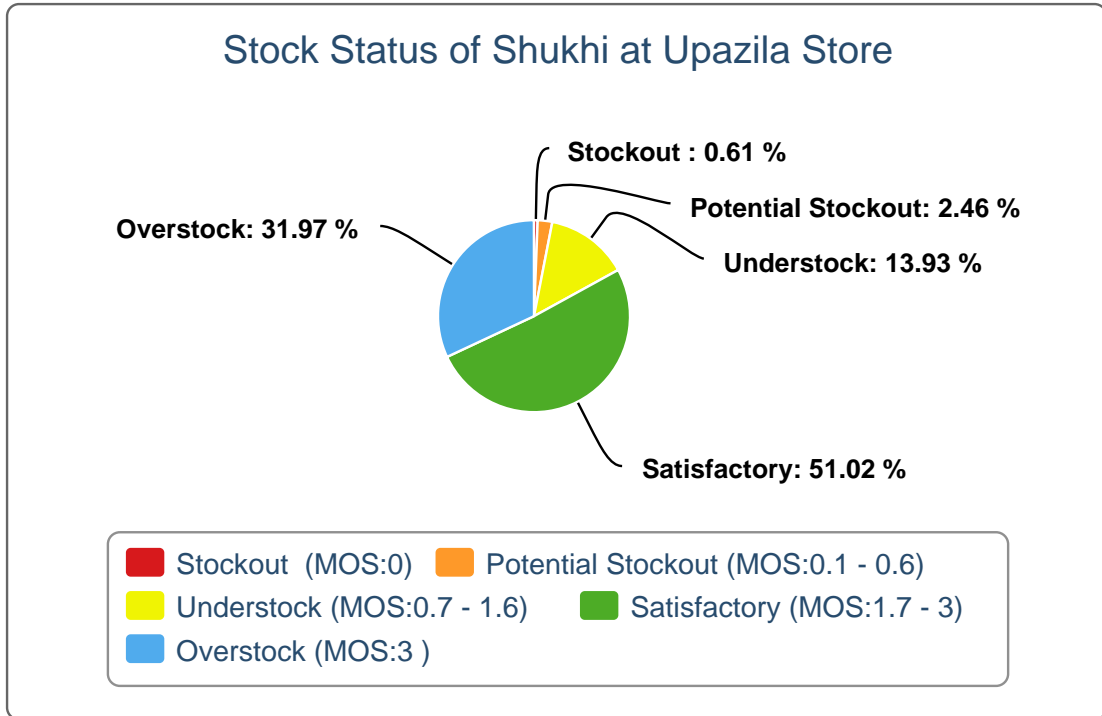
5(a).



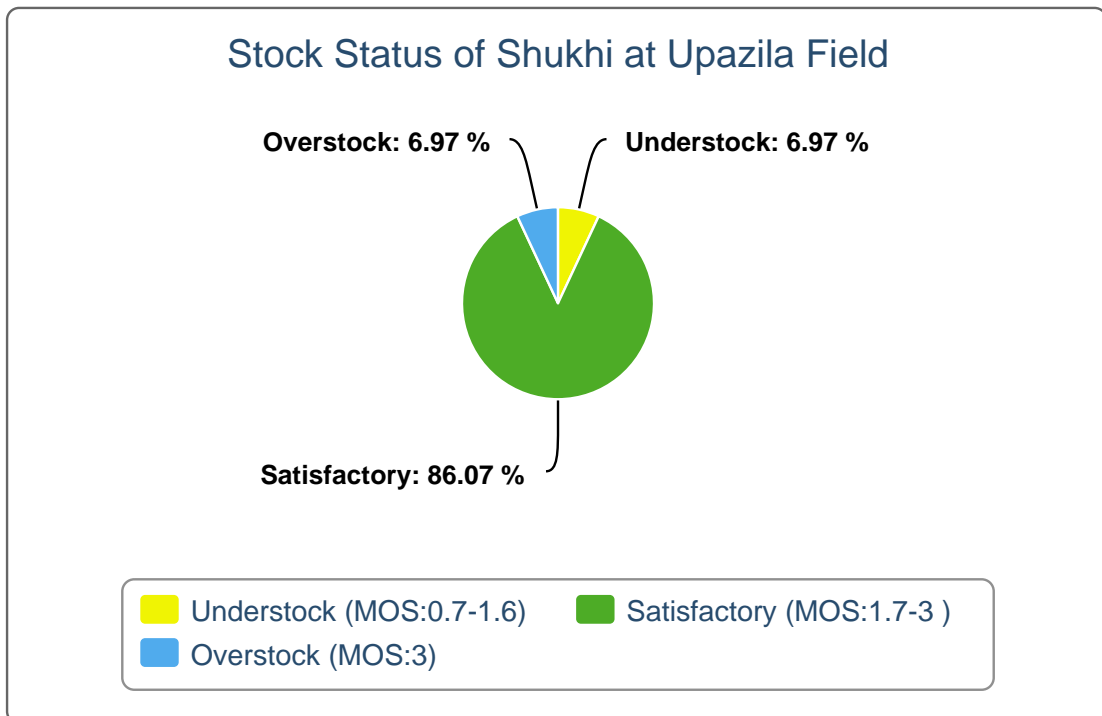
5(b).



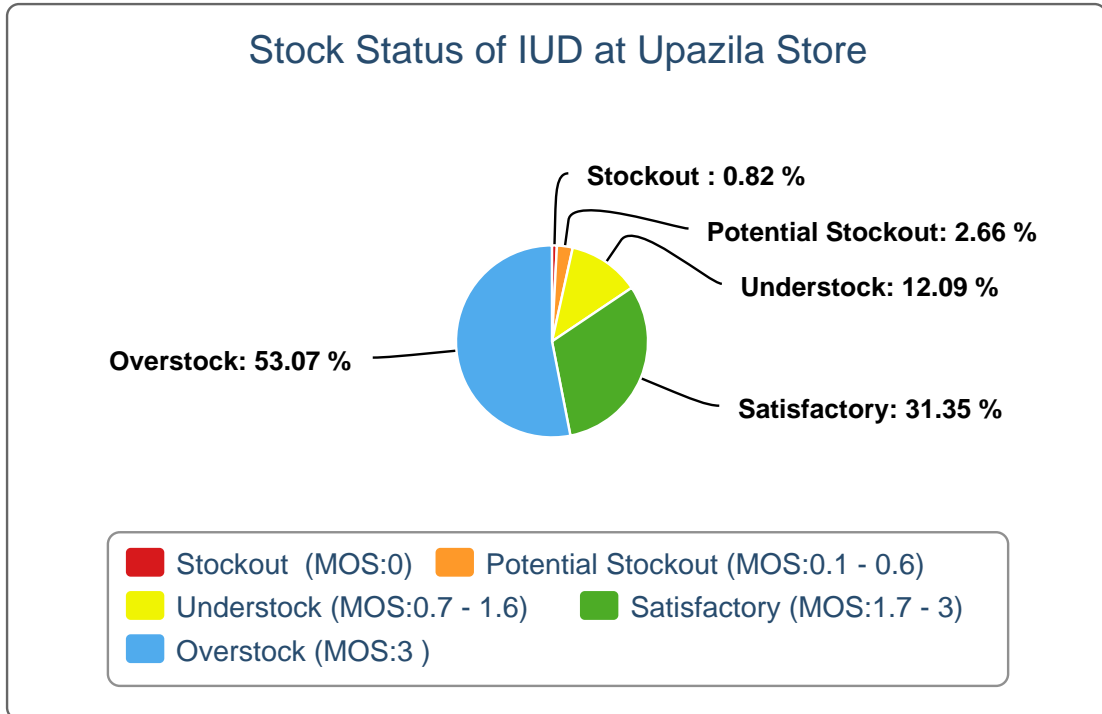
5(c).



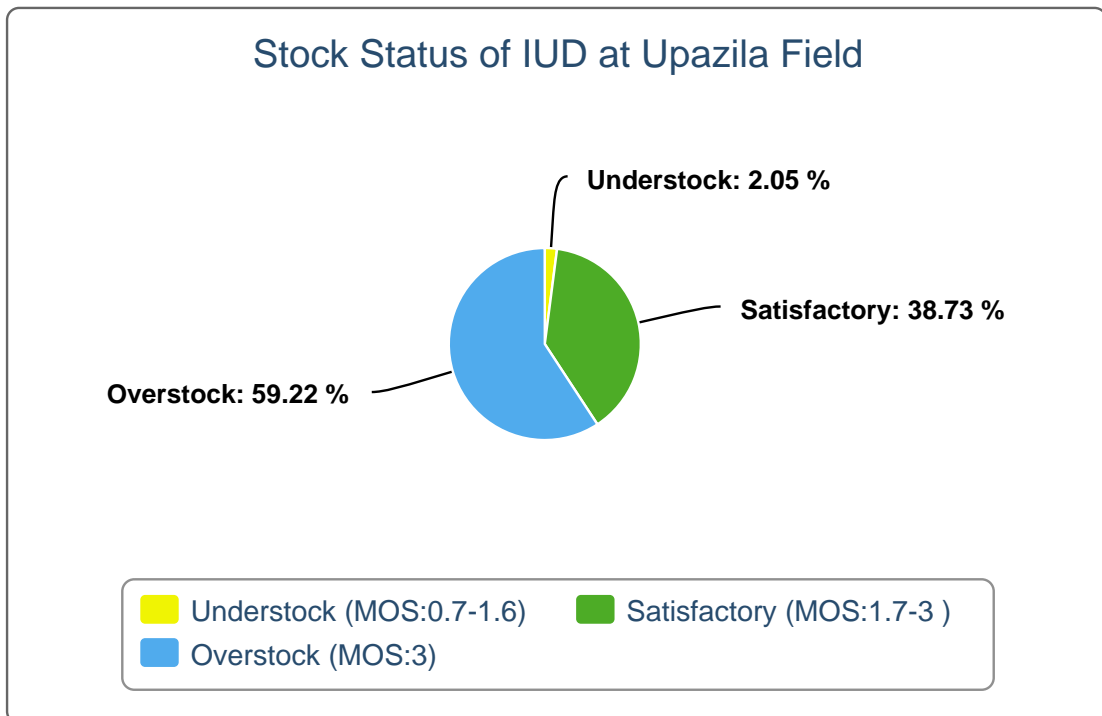
5(d).



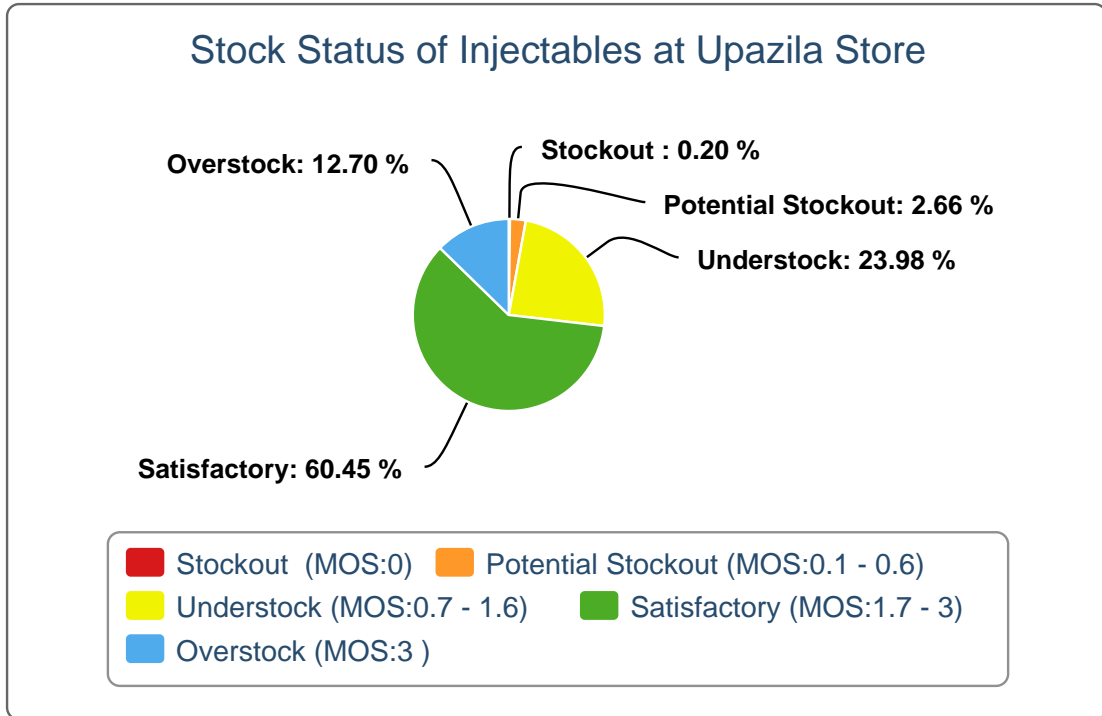
5(e).



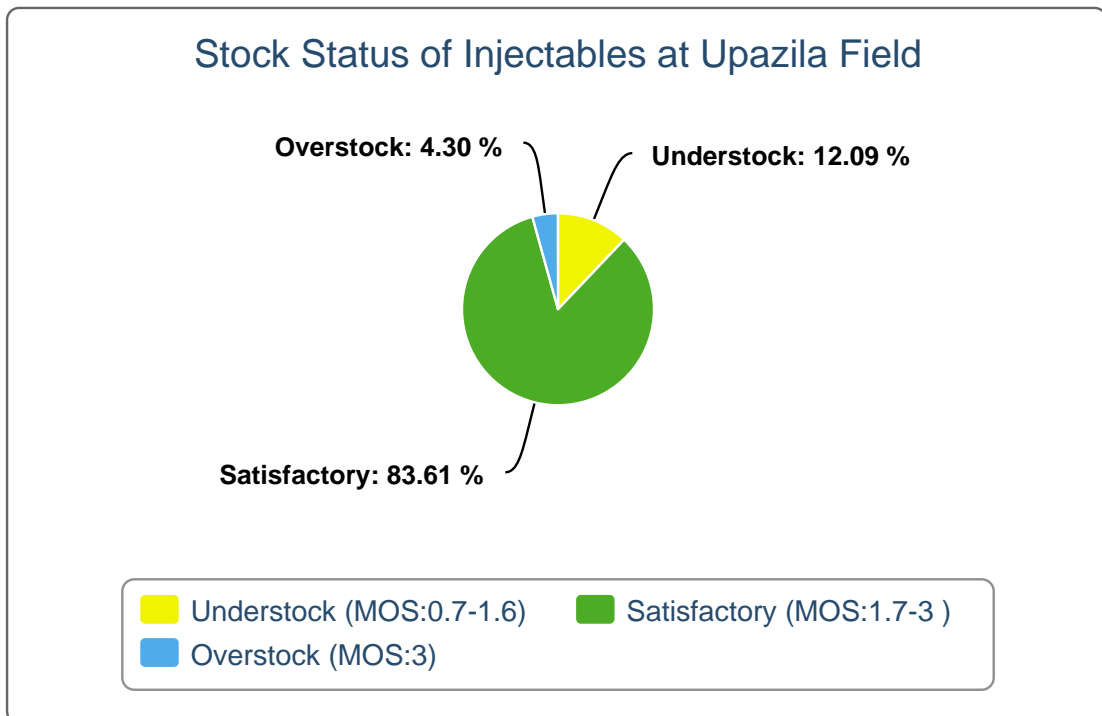
5(f).



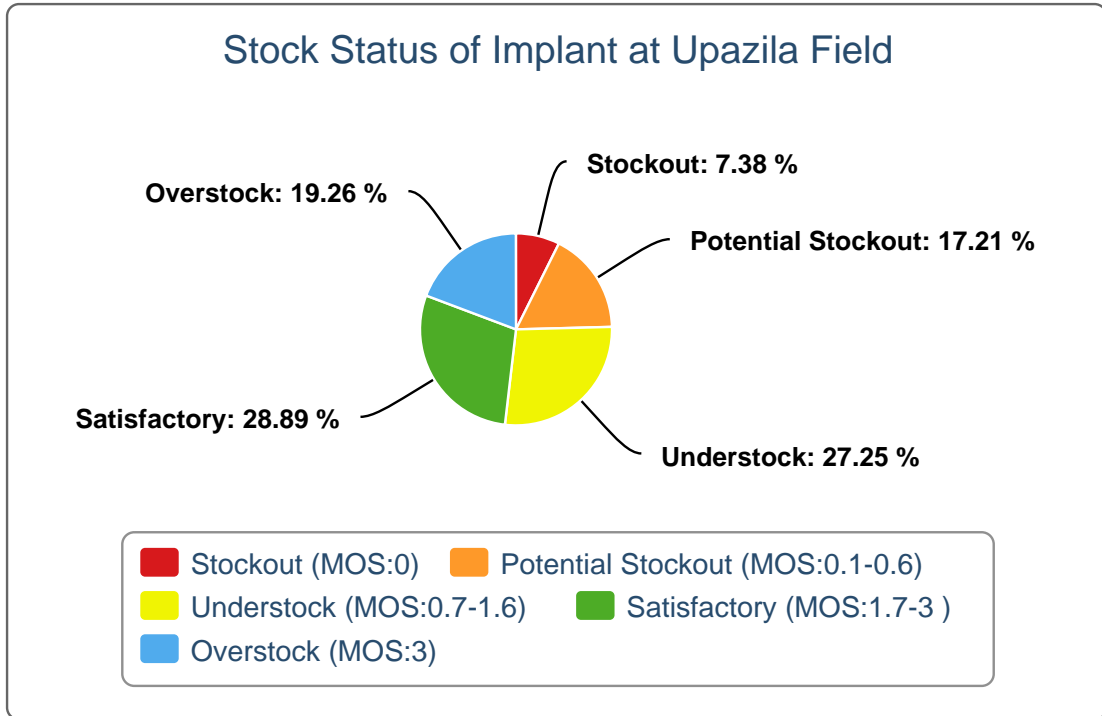
5(g).



5(h).



5(i).



6(a). Contraceptive Stock Status by Product at Regional Warehouses

SL	WH Name	Condom			Shukhi			IUD			Injectables			Implant		
		CBL	AMD	MOS	CBL	AMD	MOS	CBL	AMD	MOS	CBL	AMD	MOS	CBL	AMD	MOS
1	Bandarbon RWH	147,000	31,380	4.7	100,800	22,038	4.6	550	107	5.1	13,000	3,541	3.7	351	147	2.4
2	Bhola RWH	3,600	150,715	0.0	352,800	99,886	3.5	1,050	422	2.5	136,000	43,249	3.1	432	781	0.6
3	Bogra RWH	7,745,400	607,374	12.8	8,199,360	439,290	18.7	2,300	948	2.4	83,100	37,689	2.2	0	2,509	0.0
4	Chittagong RWH	14,698,600	607,641	24.2	6,611,040	394,441	16.8	950	1,787	0.5	86,400	64,737	1.3	0	2,739	0.0
5	Comilla RWH	327,000	829,079	0.4	931,680	424,948	2.2	4,550	1,586	2.9	16,000	80,752	0.2	1,550	2,061	0.8
6	Dhaka CWH	6,102,400	2,015,661	3.0	15,868,320	986,018	16.1	0	3,470	0.0	0	127,022	0.0	0	4,084	0.0
7	Dinajpur RWH	414,000	230,408	1.8	478,080	357,780	1.3	1,950	671	2.9	40,000	42,567	0.9	146	2,380	0.1
8	Faridpur RWH	819,000	730,841	1.1	491,040	496,335	1.0	3,200	1,532	2.1	48,000	52,603	0.9	0	2,697	0.0
9	Jamalpur RWH	612,000	446,692	1.4	689,760	294,343	2.3	1,250	667	1.9	88,100	38,093	2.3	742	1,472	0.5
10	Jessore RWH	1,005,000	544,615	1.8	694,080	364,202	1.9	2,411	932	2.6	104,300	54,050	1.9	26	1,663	0.0
11	Khulna RWH	21,655,000	770,303	28.1	2,188,800	485,311	4.5	4,600	1,115	4.1	102,000	50,642	2.0	2,200	1,867	1.2
12	Kushtia RWH	253,000	375,529	0.7	1,153,440	194,678	5.9	2,116	342	6.2	106,400	38,843	2.7	399	785	0.5
13	Mymensingh RWH	627,000	875,415	0.7	1,162,080	866,359	1.3	4,100	1,237	3.3	163,500	57,900	2.8	1,472	3,041	0.5
14	Noakhali RWH	495,000	394,042	1.3	316,800	212,319	1.5	700	965	0.7	42,800	48,073	0.9	18	1,470	0.0
15	Pabna RWH	117,000	621,879	0.2	1,723,680	403,608	4.3	1,300	1,128	1.2	103,000	53,365	1.9	744	1,039	0.7
16	Patuakhali RWH	711,000	131,367	5.4	257,760	157,207	1.6	2,950	476	6.2	114,100	28,922	3.9	1,790	1,015	1.8
17	Rajshahi RWH	169,200	806,855	0.2	696,960	338,285	2.1	2,166	670	3.2	126,900	42,531	3.0	0	1,721	0.0
18	Rangamati RWH	72,000	63,053	1.1	118,080	39,446	3.0	700	98	7.1	9,500	3,640	2.6	304	223	1.4
19	Rangpur RWH	175,800	667,597	0.3	502,560	832,609	0.6	3,600	1,822	2.0	49,500	117,338	0.4	0	3,406	0.0
20	Sylhet RWH	906,600	804,095	1.1	669,600	443,386	1.5	2,100	929	2.3	80,000	52,540	1.5	390	1,672	0.2
21	Tangail RWH	660,600	440,881	1.5	838,080	317,501	2.6	1,300	586	2.2	76,000	29,452	2.6	0	1,245	0.0

6(b). Contraceptive Stock Status by Product at Upazila

SL	Warehouse Name	Upazila Name	Condom			Shukhi			IUD			Injectables			Implant		
			CBL	AMD	MOS	CBL	AMD	MOS	CBL	AMD	MOS	CBL	AMD	MOS	CBL	AMD	MOS
1	Bandarbon RWH	Alikadam	14,000	3,200	4.4	9,855	2,172	4.5	80	14	5.7	3,060	872	3.5	117	22	5.3
2	Bandarbon RWH	Bandarban Sadar	9,800	3,924	2.5	8,890	4,086	2.2	84	28	3.0	2,390	710	3.4	203	8	25.4
3	Bandarbon RWH	Lama	25,400	6,800	3.7	13,155	5,021	2.6	160	29	5.5	2,834	761	3.7	83	30	2.8
4	Bandarbon RWH	Naikhongchhari	7,900	7,032	1.1	8,535	5,177	1.6	113	10	11.3	1,631	742	2.2	71	9	7.9
5	Bandarbon RWH	Rowangchhari	8,900	2,184	4.1	6,330	1,949	3.2	183	4	45.8	1,885	203	9.3	55	14	3.9
6	Bandarbon RWH	Ruma	43,000	5,619	7.7	19,875	1,766	11.3	256	10	25.6	2,360	128	18.4	110	17	6.5
7	Bandarbon RWH	Thanchi	9,100	2,621	3.5	12,690	1,867	6.8	101	12	8.4	1,348	125	10.8	0	47	0.0
8	Bhola RWH	Bhola Sadar	42,900	16,036	2.7	31,815	12,757	2.5	236	86	2.7	12,390	5,996	2.1	17	304	0.1
9	Bhola RWH	Burhanuddin	12,300	6,450	1.9	19,440	9,551	2.0	70	29	2.4	5,135	2,264	2.3	0	96	0.0
10	Bhola RWH	Char Fasson	62,390	39,584	1.6	42,288	18,414	2.3	130	77	1.7	18,546	8,518	2.2	112	115	1.0
11	Bhola RWH	Daulat Khan	19,900	14,210	1.4	15,560	9,064	1.7	80	21	3.8	7,900	4,035	2.0	208	25	8.3
12	Bhola RWH	Hizla	19,600	10,024	2.0	14,212	6,778	2.1	69	26	2.7	4,489	2,339	1.9	454	34	13.4
13	Bhola RWH	Lalmohan	31,700	18,940	1.7	32,460	14,274	2.3	170	89	1.9	12,500	7,225	1.7	216	79	2.7
14	Bhola RWH	Manpura	9,700	5,024	1.9	6,258	2,879	2.2	0	19	0.0	3,785	2,023	1.9	72	35	2.1
15	Bhola RWH	Mehendiganj	19,100	20,319	0.9	22,015	13,718	1.6	85	38	2.2	10,807	5,455	2.0	460	58	7.9
16	Bhola RWH	Muladi	22,000	9,596	2.3	17,115	6,930	2.5	76	22	3.5	4,676	2,043	2.3	288	10	28.8
17	Bhola RWH	Tazumuddin	23,600	10,532	2.2	15,640	5,521	2.8	55	15	3.7	9,500	3,351	2.8	216	25	8.6
18	Bogra RWH	Adamdighi	63,600	14,229	4.5	38,580	9,611	4.0	78	29	2.7	1,526	575	2.7	0	57	0.0
19	Bogra RWH	Akkelpur	20,600	5,929	3.5	11,005	6,805	1.6	36	14	2.6	607	590	1.0	0	80	0.0
20	Bogra RWH	Atrai	34,300	16,593	2.1	10,055	14,750	0.7	167	14	11.9	1,557	565	2.8	0	30	0.0
21	Bogra RWH	Badalgachhi	28,200	17,309	1.6	1,025	15,560	0.1	123	20	6.2	170	1,945	0.1	0	55	0.0
22	Bogra RWH	Bogra Sadar	79,400	76,728	1.0	3,105	19,921	0.2	56	125	0.4	2,237	3,245	0.7	81	240	0.3
23	Bogra RWH	Dhamoirhat	684	11,580	0.1	369,713	10,051	36.8	216	18	12.0	1,688	1,290	1.3	0	34	0.0
24	Bogra RWH	Dhunat	65,700	25,346	2.6	40,045	18,075	2.2	66	32	2.1	4,954	2,133	2.3	0	110	0.0
25	Bogra RWH	Dhupchanchia	417,100	8,103	51.5	11,880	8,771	1.4	17	18	0.9	995	875	1.1	0	100	0.0

SL	Warehouse Name	Upazila Name	Condom			Shukhi			IUD			Injectables			Implant		
			CBL	AMD	MOS	CBL	AMD	MOS	CBL	AMD	MOS	CBL	AMD	MOS	CBL	AMD	MOS
26	Bogra RWH	Gabtali	51,700	46,715	1.1	20,475	18,753	1.1	49	16	3.1	5,071	2,917	1.7	0	122	0.0
27	Bogra RWH	Ghoraghat	43,200	6,234	6.9	12,990	7,692	1.7	40	24	1.7	1,222	447	2.7	0	41	0.0
28	Bogra RWH	Hakimpur	29,300	7,985	3.7	32,394	5,495	5.9	76	9	8.4	863	470	1.8	136	34	4.0
29	Bogra RWH	Joypurhat Sadar	800	27,010	0.0	5,610	17,090	0.3	125	80	1.6	725	1,834	0.4	0	112	0.0
30	Bogra RWH	Kahaloo	36,200	17,260	2.1	28,185	13,976	2.0	59	33	1.8	2,269	900	2.5	0	104	0.0
31	Bogra RWH	Kalai	36,100	8,845	4.1	303,645	9,365	32.4	46	12	3.8	731	606	1.2	0	43	0.0
32	Bogra RWH	Khetlal	11,900	7,332	1.6	5,685	5,368	1.1	26	16	1.6	459	279	1.6	0	44	0.0
33	Bogra RWH	Mahadebpur	44,000	16,951	2.6	29,835	19,832	1.5	83	35	2.4	1,286	1,180	1.1	0	102	0.0
34	Bogra RWH	Manda	44,500	20,083	2.2	20,880	33,362	0.6	70	108	0.6	650	1,992	0.3	0	98	0.0
35	Bogra RWH	Nandigram	28,900	11,149	2.6	30,660	16,109	1.9	93	15	6.2	889	400	2.2	0	51	0.0
36	Bogra RWH	Naogaon Sadar	11,800	37,076	0.3	10,770	23,742	0.5	188	48	3.9	40	1,904	0.0	0	128	0.0
37	Bogra RWH	Niamatpur	9,000	12,849	0.7	23,795	14,793	1.6	116	21	5.5	770	931	0.8	0	60	0.0
38	Bogra RWH	Panchbibi	38,200	15,560	2.5	16,470	9,919	1.7	42	26	1.6	1,826	622	2.9	0	116	0.0
39	Bogra RWH	Patnitala	51,226	10,153	5.0	306,362	9,546	32.1	0	21	0.0	138	459	0.3	0	69	0.0
40	Bogra RWH	Porsha	17,000	12,679	1.3	13,635	11,726	1.2	78	11	7.1	1,050	564	1.9	0	24	0.0
41	Bogra RWH	Raninagar	4,900	16,665	0.3	0	13,613	0.0	100	16	6.3	1,205	680	1.8	72	56	1.3
42	Bogra RWH	Sapahar	23,600	10,479	2.3	14,430	12,212	1.2	59	4	14.8	1,281	964	1.3	0	44	0.0
43	Bogra RWH	Sariakandi	23,200	13,892	1.7	14,175	9,354	1.5	137	38	3.6	2,478	1,343	1.8	0	124	0.0
44	Bogra RWH	Shajahanpur	129,800	47,525	2.7	40,260	18,525	2.2	66	30	2.2	2,998	1,192	2.5	0	99	0.0
45	Bogra RWH	Sherpur	71,900	32,842	2.2	47,986	21,348	2.2	90	28	3.2	7,562	1,686	4.5	0	137	0.0
46	Bogra RWH	Shibganj	32,100	31,735	1.0	25,350	25,470	1.0	60	33	1.8	3,500	3,851	0.9	0	102	0.0
47	Bogra RWH	Sonatola	11,700	20,538	0.6	19,785	18,456	1.1	100	54	1.9	1,289	1,250	1.0	0	93	0.0
48	Chittagong RWH	Anowara	40,500	15,723	2.6	30,585	13,683	2.2	101	39	2.6	2,095	1,024	2.0	150	51	2.9
49	Chittagong RWH	Banshkhali	51,300	25,922	2.0	38,550	18,121	2.1	97	34	2.9	5,590	2,542	2.2	100	83	1.2
50	Chittagong RWH	Boalkhali	41,900	9,387	4.5	36,669	11,722	3.1	106	41	2.6	1,223	617	2.0	280	55	5.1

SL	Warehouse Name	Upazila Name	Condom			Shukhi			IUD			Injectables			Implant		
			CBL	AMD	MOS	CBL	AMD	MOS	CBL	AMD	MOS	CBL	AMD	MOS	CBL	AMD	MOS
51	Chittagong RWH	Chakaria	43,900	20,833	2.1	35,790	17,532	2.0	154	80	1.9	8,992	4,260	2.1	84	169	0.5
52	Chittagong RWH	Chandanaish	28,800	13,053	2.2	22,980	11,625	2.0	128	59	2.2	1,865	1,002	1.9	120	64	1.9
53	Chittagong RWH	Cox's Bazar Sadar	78,400	27,865	2.8	56,625	17,686	3.2	167	100	1.7	7,684	3,849	2.0	364	161	2.3
54	Chittagong RWH	Dighinala	29,600	11,985	2.5	19,065	8,388	2.3	32	13	2.5	2,495	1,220	2.0	50	16	3.1
55	Chittagong RWH	Double Mooring	127,600	81,276	1.6	33,165	17,769	1.9	257	192	1.3	11,004	5,826	1.9	350	313	1.1
56	Chittagong RWH	Fatikchhari	75,100	33,721	2.2	90,985	20,943	4.3	124	62	2.0	5,928	3,096	1.9	100	166	0.6
57	Chittagong RWH	Hathazari	86,300	38,472	2.2	38,835	19,046	2.0	144	46	3.1	3,194	1,423	2.2	144	67	2.1
58	Chittagong RWH	Khagrachhari Sadar	20,300	9,251	2.2	13,755	6,742	2.0	200	65	3.1	2,037	935	2.2	100	23	4.3
59	Chittagong RWH	Kutubdia	26,700	4,610	5.8	26,295	5,207	5.0	86	15	5.7	6,850	1,511	4.5	200	65	3.1
60	Chittagong RWH	Lakshmichhari	7,800	2,240	3.5	7,545	2,915	2.6	71	12	5.9	645	103	6.3	20	6	3.3
61	Chittagong RWH	Lohagara	89,600	11,003	8.1	23,130	10,329	2.2	104	27	3.9	3,412	1,605	2.1	0	51	0.0
62	Chittagong RWH	Mahalchhari	13,500	4,412	3.1	11,520	4,378	2.6	29	8	3.6	755	460	1.6	0	7	0.0
63	Chittagong RWH	Maheshkhali	24,800	8,983	2.8	32,265	20,013	1.6	167	94	1.8	5,340	2,999	1.8	0	96	0.0
64	Chittagong RWH	Manikchhari	10,100	1,849	5.5	10,425	2,215	4.7	50	3	16.7	1,082	578	1.9	33	17	1.9
65	Chittagong RWH	Matiranga	21,000	9,982	2.1	22,515	7,651	2.9	70	16	4.4	2,400	1,067	2.2	110	48	2.3
66	Chittagong RWH	Mirsharai	38,299	18,353	2.1	32,430	16,565	2.0	179	73	2.5	5,735	2,695	2.1	200	94	2.1
67	Chittagong RWH	Panchhari	7,100	4,524	1.6	10,260	5,533	1.9	45	4	11.3	850	323	2.6	50	12	4.2
68	Chittagong RWH	Panchlaish	123,800	59,329	2.1	23,600	12,515	1.9	783	157	5.0	8,220	4,364	1.9	50	223	0.2
69	Chittagong RWH	Patiya	59,900	25,453	2.4	44,490	22,024	2.0	220	155	1.4	5,040	2,512	2.0	100	161	0.6
70	Chittagong RWH	Pekua	22,100	5,114	4.3	13,125	6,281	2.1	42	12	3.5	3,558	1,820	2.0	250	90	2.8
71	Chittagong RWH	Ramgarh	13,250	4,061	3.3	12,249	4,246	2.9	52	4	13.0	989	283	3.5	8	9	0.9
72	Chittagong RWH	Ramu	39,300	13,705	2.9	39,645	13,065	3.0	101	28	3.6	7,242	3,608	2.0	150	106	1.4
73	Chittagong RWH	Rangunia	59,200	29,661	2.0	29,955	14,539	2.1	52	82	0.6	3,465	1,931	1.8	0	82	0.0
74	Chittagong RWH	Raozan	78,900	31,133	2.5	35,760	16,028	2.2	242	78	3.1	3,454	1,343	2.6	100	59	1.7
75	Chittagong RWH	Sandwip	59,066	10,409	5.7	55,440	12,615	4.4	304	47	6.5	8,094	2,065	3.9	144	69	2.1

SL	Warehouse Name	Upazila Name	Condom			Shukhi			IUD			Injectables			Implant		
			CBL	AMD	MOS	CBL	AMD	MOS	CBL	AMD	MOS	CBL	AMD	MOS	CBL	AMD	MOS
76	Chittagong RWH	Satkania	29,000	13,638	2.1	24,420	12,215	2.0	124	59	2.1	2,564	1,352	1.9	100	80	1.3
77	Chittagong RWH	Sitakunda	66,200	29,597	2.2	36,095	17,084	2.1	142	109	1.3	4,297	2,127	2.0	58	96	0.6
78	Chittagong RWH	Teknaf	25,380	26,021	1.0	7,827	19,778	0.4	185	54	3.4	8,112	5,147	1.6	699	81	8.6
79	Chittagong RWH	Ukhia	25,800	6,076	4.2	20,985	5,988	3.5	60	19	3.2	2,121	1,050	2.0	200	119	1.7
80	Comilla RWH	Akhaura	115,500	11,360	10.2	37,395	6,784	5.5	209	14	14.9	1,645	926	1.8	110	32	3.4
81	Comilla RWH	Ashuganj	51,400	16,574	3.1	25,125	6,532	3.8	2	37	0.1	2,087	1,180	1.8	186	28	6.6
82	Comilla RWH	Banchhampur	248,800	23,302	10.7	91,275	10,499	8.7	289	55	5.3	7,047	2,823	2.5	150	70	2.1
83	Comilla RWH	Barura	114,900	36,862	3.1	177,030	22,525	7.9	262	48	5.5	3,162	3,656	0.9	100	51	2.0
84	Comilla RWH	Bijoyagar	134,300	20,506	6.5	40,440	10,476	3.9	80	15	5.3	4,136	1,908	2.2	0	31	0.0
85	Comilla RWH	Brahman Para	69,000	10,921	6.3	44,970	9,047	5.0	85	23	3.7	2,086	910	2.3	100	25	4.0
86	Comilla RWH	Brahmanbaria Sadar	83,000	57,434	1.4	45,975	15,505	3.0	164	93	1.8	6,481	3,438	1.9	28	101	0.3
87	Comilla RWH	Burichang	196,900	34,120	5.8	66,255	16,706	4.0	128	76	1.7	5,545	2,160	2.6	100	126	0.8
88	Comilla RWH	Chandina	332,389	28,503	11.7	126,830	15,200	8.3	257	39	6.6	3,718	2,952	1.3	20	30	0.7
89	Comilla RWH	Chandpur Sadar	54,900	20,052	2.7	59,775	15,657	3.8	254	78	3.3	5,539	2,866	1.9	300	104	2.9
90	Comilla RWH	Chauddagam	177,600	23,109	7.7	100,215	21,488	4.7	643	62	10.4	10,753	4,460	2.4	100	103	1.0
91	Comilla RWH	Comilla Adarsha Sadar	273,800	58,488	4.7	53,190	19,611	2.7	300	137	2.2	9,263	3,798	2.4	238	139	1.7
92	Comilla RWH	Comilla Sadar Dakshin	143,300	23,909	6.0	52,600	20,125	2.6	216	41	5.3	8,097	3,132	2.6	90	51	1.8
93	Comilla RWH	Daudkandi	187,700	26,509	7.1	98,570	13,578	7.3	342	86	4.0	6,680	2,391	2.8	150	30	5.0
94	Comilla RWH	Debidwar	263,600	24,423	10.8	98,700	21,226	4.6	199	142	1.4	4,425	3,441	1.3	100	57	1.8
95	Comilla RWH	Faridganj	175,500	20,352	8.6	70,155	12,824	5.5	378	46	8.2	6,280	2,922	2.1	350	80	4.4
96	Comilla RWH	Haim Char	16,700	3,404	4.9	15,465	4,854	3.2	100	10	10.0	2,256	758	3.0	25	17	1.5
97	Comilla RWH	Hajiganj	110,900	12,919	8.6	116,453	10,346	11.3	512	28	18.3	8,930	2,294	3.9	200	71	2.8
98	Comilla RWH	Homna	87,500	27,374	3.2	64,875	8,408	7.7	65	32	2.0	3,131	1,703	1.8	50	12	4.2
99	Comilla RWH	Kachua	291,700	23,247	12.5	112,590	14,826	7.6	270	48	5.6	1,351	4,134	0.3	100	58	1.7
100	Comilla RWH	Kasba	216,100	38,902	5.6	140,475	16,655	8.4	238	39	6.1	4,262	1,434	3.0	100	57	1.8

SL	Warehouse Name	Upazila Name	Condom			Shukhi			IUD			Injectables			Implant		
			CBL	AMD	MOS	CBL	AMD	MOS	CBL	AMD	MOS	CBL	AMD	MOS	CBL	AMD	MOS
101	Comilla RWH	Laksam	64,449	18,719	3.4	43,667	8,998	4.9	128	61	2.1	2,604	1,997	1.3	300	37	8.1
102	Comilla RWH	Manoharganj	142,000	14,952	9.5	45,900	8,356	5.5	177	23	7.7	3,019	1,430	2.1	50	49	1.0
103	Comilla RWH	Matlab Dakshin	202,700	17,580	11.5	60,297	8,366	7.2	635	22	28.9	6,522	2,904	2.2	454	68	6.7
104	Comilla RWH	Matlab Uttar	131,000	19,973	6.6	65,010	13,583	4.8	418	36	11.6	8,576	1,973	4.3	100	112	0.9
105	Comilla RWH	Meghna	111,500	5,911	18.9	36,745	4,443	8.3	55	12	4.6	2,453	964	2.5	55	10	5.5
106	Comilla RWH	Muradnagar	430,500	57,302	7.5	131,535	25,188	5.2	588	98	6.0	1,370	5,137	0.3	243	129	1.9
107	Comilla RWH	Nabinagar	406,600	54,260	7.5	117,330	16,701	7.0	512	37	13.8	16,118	3,152	5.1	400	83	4.8
108	Comilla RWH	Nangalkot	109,100	30,784	3.5	36,180	11,135	3.2	242	43	5.6	19,158	2,686	7.1	100	94	1.1
109	Comilla RWH	Nasirnagar	142,700	22,019	6.5	75,645	12,757	5.9	125	34	3.7	3,416	1,652	2.1	72	78	0.9
110	Comilla RWH	Sarail	247,800	28,345	8.7	105,945	10,923	9.7	200	39	5.1	4,363	1,955	2.2	100	76	1.3
111	Comilla RWH	Shahrasti	63,900	5,723	11.2	54,495	7,280	7.5	186	14	13.3	3,665	2,474	1.5	50	36	1.4
112	Comilla RWH	Titas	101,800	11,241	9.1	69,718	4,346	16.0	86	18	4.8	6,300	1,142	5.5	10	16	0.6
113	Dhaka CWH	Araihazar	35,500	15,366	2.3	29,936	22,422	1.3	200	93	2.2	2,835	3,346	0.8	0	117	0.0
114	Dhaka CWH	Bandar	41,000	53,960	0.8	25,625	19,391	1.3	42	69	0.6	410	2,467	0.2	0	61	0.0
115	Dhaka CWH	Belabo	21,500	15,035	1.4	15,210	12,434	1.2	117	22	5.3	1,704	1,500	1.1	100	51	2.0
116	Dhaka CWH	Daulatpur	24,500	13,743	1.8	16,485	12,289	1.3	40	21	1.9	1,753	1,075	1.6	0	67	0.0
117	Dhaka CWH	Dhamrai	27,000	33,968	0.8	26,643	26,660	1.0	70	125	0.6	1,814	1,965	0.9	0	87	0.0
118	Dhaka CWH	Dohar	47,652	16,065	3.0	25,278	8,593	2.9	202	23	8.8	107	766	0.1	200	53	3.8
119	Dhaka CWH	Gazaria	30,700	8,426	3.6	10,855	7,086	1.5	160	13	12.3	1,044	642	1.6	120	20	6.0
120	Dhaka CWH	Gazipur Sadar	7,300	93,117	0.1	22,185	40,990	0.5	45	140	0.3	3,682	3,788	1.0	0	175	0.0
121	Dhaka CWH	Ghior	41,700	24,875	1.7	108,505	10,980	9.9	97	29	3.3	1,865	1,118	1.7	72	65	1.1
122	Dhaka CWH	Harirampur	38,000	15,347	2.5	31,560	6,216	5.1	80	14	5.7	920	739	1.2	150	46	3.3
123	Dhaka CWH	Kaliakair	48,200	22,960	2.1	46,395	20,284	2.3	32	29	1.1	895	684	1.3	150	50	3.0
124	Dhaka CWH	Kaliganj	125,100	36,366	3.4	76,455	16,633	4.6	93	51	1.8	2,426	1,166	2.1	0	50	0.0
125	Dhaka CWH	Kapasia	15,400	25,028	0.6	48,425	18,769	2.6	103	41	2.5	1,314	1,056	1.2	0	43	0.0

SL	Warehouse Name	Upazila Name	Condom			Shukhi			IUD			Injectables			Implant		
			CBL	AMD	MOS	CBL	AMD	MOS	CBL	AMD	MOS	CBL	AMD	MOS	CBL	AMD	MOS
126	Dhaka CWH	Keraniganj	109,458	56,505	1.9	64,099	37,407	1.7	15	212	0.1	5,017	4,657	1.1	100	199	0.5
127	Dhaka CWH	Lohajang	25,900	22,549	1.1	16,200	11,113	1.5	60	22	2.7	732	1,046	0.7	64	67	1.0
128	Dhaka CWH	Manikganj Sadar	49,700	46,595	1.1	28,515	16,989	1.7	39	51	0.8	2,516	2,485	1.0	0	118	0.0
129	Dhaka CWH	Manohardi	37,200	29,033	1.3	386,788	15,361	25.2	96	92	1.0	2,667	2,635	1.0	0	69	0.0
130	Dhaka CWH	Mirpur	300	241,242	0.0	45,390	55,292	0.8	522	581	0.9	11,144	14,654	0.8	0	475	0.0
131	Dhaka CWH	Munshiganj Sadar	60,700	35,409	1.7	29,940	19,460	1.5	145	35	4.1	1,821	1,943	0.9	0	100	0.0
132	Dhaka CWH	Narayanganj Sadar	242,700	135,776	1.8	111,615	51,895	2.2	304	190	1.6	20,229	9,458	2.1	40	242	0.2
133	Dhaka CWH	Narsingdi Sadar	35	108,736	0.0	296,989	73,388	4.0	75	139	0.5	8,195	11,675	0.7	1,054	144	7.3
134	Dhaka CWH	Nawabganj	80,300	22,753	3.5	51,901	14,153	3.7	72	41	1.8	775	931	0.8	216	65	3.3
135	Dhaka CWH	Palash	15,000	10,748	1.4	12,780	12,584	1.0	59	30	2.0	1,651	1,347	1.2	0	40	0.0
136	Dhaka CWH	Roypura	82,100	70,236	1.2	24,045	23,143	1.0	522	89	5.9	4,946	4,840	1.0	779	34	22.9
137	Dhaka CWH	Rupganj	727,177	41,620	17.5	39,085	34,701	1.1	149	77	1.9	3,687	3,743	1.0	0	70	0.0
138	Dhaka CWH	Saturia	13,500	10,202	1.3	12,525	9,138	1.4	106	29	3.7	1,194	823	1.5	0	72	0.0
139	Dhaka CWH	Savar	43,200	89,264	0.5	221,835	50,483	4.4	76	103	0.7	4,082	3,557	1.1	0	118	0.0
140	Dhaka CWH	Serajdikhan	42,700	27,462	1.6	29,605	21,141	1.4	119	55	2.2	1,651	1,844	0.9	300	50	6.0
141	Dhaka CWH	Shibalaya	11,536	18,649	0.6	60,288	7,987	7.5	58	32	1.8	252	1,840	0.1	136	43	3.2
142	Dhaka CWH	Shibpur	23,200	31,461	0.7	17,769	20,050	0.9	58	77	0.8	3,647	2,941	1.2	0	111	0.0
143	Dhaka CWH	Singair	50,700	30,184	1.7	32,215	15,724	2.0	142	28	5.1	1,251	1,191	1.1	0	87	0.0
144	Dhaka CWH	Sonargaon	29,700	31,840	0.9	22,950	25,458	0.9	105	76	1.4	3,322	3,571	0.9	0	108	0.0
145	Dhaka CWH	Sreenagar	40,980	43,130	1.0	439,045	25,095	17.5	56	44	1.3	856	1,824	0.5	0	90	0.0
146	Dhaka CWH	Sreepur	694,500	50,939	13.6	199,662	33,160	6.0	130	64	2.0	2,757	2,819	1.0	0	106	0.0
147	Dhaka CWH	Tejgaon	482,300	402,028	1.2	156,525	161,840	1.0	770	585	1.3	25,255	24,199	1.0	48	578	0.1
148	Dhaka CWH	Tongi	145,600	70,031	2.1	63,555	18,033	3.5	95	132	0.7	1,915	2,139	0.9	47	161	0.3
149	Dhaka CWH	Tongibari	29,900	15,013	2.0	39,195	9,676	4.1	105	16	6.6	516	548	0.9	0	52	0.0
150	Dinajpur RWH	Atwari	17,400	8,164	2.1	30,032	12,297	2.4	68	20	3.4	3,273	1,155	2.8	0	42	0.0

SL	Warehouse Name	Upazila Name	Condom			Shukhi			IUD			Injectables			Implant		
			CBL	AMD	MOS	CBL	AMD	MOS	CBL	AMD	MOS	CBL	AMD	MOS	CBL	AMD	MOS
151	Dinajpur RWH	Baliadangi	12,700	4,298	3.0	37,470	11,414	3.3	123	9	13.7	5,980	2,748	2.2	0	28	0.0
152	Dinajpur RWH	Biral	24,700	11,699	2.1	36,525	17,020	2.1	100	25	4.0	3,425	1,424	2.4	0	125	0.0
153	Dinajpur RWH	Birampur	21,400	6,722	3.2	56,865	6,925	8.2	83	19	4.4	1,953	401	4.9	72	49	1.5
154	Dinajpur RWH	Birganj	23,900	10,491	2.3	57,795	23,428	2.5	96	48	2.0	4,293	1,800	2.4	0	251	0.0
155	Dinajpur RWH	Bochaganj	17,100	6,552	2.6	31,662	13,659	2.3	72	38	1.9	2,115	866	2.4	0	113	0.0
156	Dinajpur RWH	Boda	23,600	8,671	2.7	29,805	20,886	1.4	65	20	3.3	5,442	2,512	2.2	0	159	0.0
157	Dinajpur RWH	Chirirbandar	13,800	7,349	1.9	41,235	16,485	2.5	41	29	1.4	3,091	1,386	2.2	0	113	0.0
158	Dinajpur RWH	Debiganj	28,800	14,533	2.0	59,130	28,708	2.1	110	42	2.6	7,278	3,720	2.0	0	81	0.0
159	Dinajpur RWH	Dinajpur Sadar	77,700	39,073	2.0	48,585	26,452	1.8	173	71	2.4	10,295	5,038	2.0	0	345	0.0
160	Dinajpur RWH	Fulbari	17,000	6,042	2.8	50,790	9,216	5.5	66	39	1.7	1,339	342	3.9	10	64	0.2
161	Dinajpur RWH	Haripur	10,000	5,422	1.8	10,920	9,835	1.1	73	11	6.6	2,841	1,383	2.1	0	23	0.0
162	Dinajpur RWH	Kaharole	15,200	3,993	3.8	39,204	9,160	4.3	72	19	3.8	2,124	871	2.4	0	97	0.0
163	Dinajpur RWH	Khansama	11,600	5,705	2.0	32,550	14,529	2.2	64	20	3.2	2,651	1,345	2.0	10	136	0.1
164	Dinajpur RWH	Nawabganj	24,300	10,809	2.2	43,185	15,728	2.7	51	23	2.2	3,715	1,551	2.4	0	103	0.0
165	Dinajpur RWH	Panchagarh Sadar	27,700	13,608	2.0	27,870	19,709	1.4	96	33	2.9	5,624	2,779	2.0	0	94	0.0
166	Dinajpur RWH	Parbatipur	50,700	25,176	2.0	55,433	27,219	2.0	351	79	4.4	6,786	3,067	2.2	10	157	0.1
167	Dinajpur RWH	Pirganj	15,800	7,606	2.1	27,090	14,404	1.9	62	19	3.3	4,510	1,892	2.4	70	93	0.8
168	Dinajpur RWH	Ranisankail	14,700	4,990	2.9	28,005	15,229	1.8	64	15	4.3	3,655	1,416	2.6	0	69	0.0
169	Dinajpur RWH	Tentulia	13,500	7,840	1.7	9,927	11,436	0.9	33	26	1.3	1,427	723	2.0	0	42	0.0
170	Dinajpur RWH	Thakurgaon Sadar	38,800	21,665	1.8	70,200	34,041	2.1	142	66	2.2	12,150	6,148	2.0	0	196	0.0
171	Faridpur RWH	Agailjhara	17,610	9,630	1.8	19,312	10,091	1.9	177	15	11.8	1,306	676	1.9	0	58	0.0
172	Faridpur RWH	Alfadanga	41,620	20,840	2.0	19,584	6,838	2.9	211	23	9.2	2,416	799	3.0	0	51	0.0
173	Faridpur RWH	Babuganj	14,900	5,388	2.8	15,525	7,376	2.1	26	41	0.6	730	756	1.0	0	72	0.0
174	Faridpur RWH	Baliakandi	50,200	27,860	1.8	30,645	14,728	2.1	103	54	1.9	2,958	1,435	2.1	0	117	0.0
175	Faridpur RWH	Banari Para	12,000	6,376	1.9	14,852	8,920	1.7	47	24	2.0	2,266	666	3.4	0	64	0.0

SL	Warehouse Name	Upazila Name	Condom			Shukhi			IUD			Injectables			Implant		
			CBL	AMD	MOS	CBL	AMD	MOS	CBL	AMD	MOS	CBL	AMD	MOS	CBL	AMD	MOS
176	Faridpur RWH	Barisal Sadar (kotwali)	44,300	34,164	1.3	28,575	19,638	1.5	152	75	2.0	7,371	3,339	2.2	29	119	0.2
177	Faridpur RWH	Bhanga	39,500	22,701	1.7	28,885	15,230	1.9	125	53	2.4	3,598	902	4.0	0	62	0.0
178	Faridpur RWH	Bhedarganj	27,800	13,631	2.0	25,845	9,809	2.6	99	45	2.2	3,391	2,016	1.7	0	44	0.0
179	Faridpur RWH	Boalmari	60,700	33,417	1.8	29,260	15,946	1.8	92	25	3.7	3,801	1,651	2.3	0	76	0.0
180	Faridpur RWH	Char Bhadrasan	14,500	8,618	1.7	18,339	2,907	6.3	79	13	6.1	331	272	1.2	0	21	0.0
181	Faridpur RWH	Damudya	16,300	9,308	1.8	16,795	5,146	3.3	78	21	3.7	977	608	1.6	0	19	0.0
182	Faridpur RWH	Faridpur Sadar	120,800	55,194	2.2	40,350	21,843	1.8	184	63	2.9	8,362	3,140	2.7	0	162	0.0
183	Faridpur RWH	Gaurnadi	19,600	9,664	2.0	20,620	10,550	2.0	73	23	3.2	2,056	1,187	1.7	131	33	4.0
184	Faridpur RWH	Goalanda	52,600	31,835	1.7	16,845	7,063	2.4	149	12	12.4	4,625	1,755	2.6	0	73	0.0
185	Faridpur RWH	Gopalganj Sadar	65,536	37,022	1.8	31,942	17,695	1.8	122	85	1.4	4,079	1,239	3.3	72	66	1.1
186	Faridpur RWH	Gosairhat	22,600	14,381	1.6	20,405	9,913	2.1	129	88	1.5	1,556	1,073	1.5	0	24	0.0
187	Faridpur RWH	Jhalokati Sadar	13,900	11,599	1.2	15,555	9,783	1.6	70	28	2.5	2,365	940	2.5	0	84	0.0
188	Faridpur RWH	Kalkini	92,200	13,431	6.9	39,300	14,491	2.7	254	29	8.8	4,641	1,474	3.1	0	107	0.0
189	Faridpur RWH	Kashiani	62,300	32,880	1.9	35,855	18,414	1.9	150	25	6.0	3,364	1,511	2.2	0	18	0.0
190	Faridpur RWH	Kotalipara	25,400	10,277	2.5	27,810	15,989	1.7	84	11	7.6	1,851	753	2.5	50	52	1.0
191	Faridpur RWH	Madaripur Sadar	63,800	22,291	2.9	47,955	22,936	2.1	269	134	2.0	9,212	4,544	2.0	0	131	0.0
192	Faridpur RWH	Madhukhali	36,600	14,627	2.5	38,460	17,055	2.3	216	33	6.5	4,008	1,490	2.7	0	93	0.0
193	Faridpur RWH	Muksudpur	64,700	37,122	1.7	56,512	29,816	1.9	144	50	2.9	3,328	2,525	1.3	0	83	0.0
194	Faridpur RWH	Nagarkanda	37,000	20,186	1.8	22,615	12,501	1.8	112	35	3.2	1,183	663	1.8	0	43	0.0
195	Faridpur RWH	Naria	47,400	10,379	4.6	35,240	12,186	2.9	114	35	3.3	3,436	1,029	3.3	0	33	0.0
196	Faridpur RWH	Nesarabad (swarupkati)	13,700	10,319	1.3	18,390	12,817	1.4	43	35	1.2	1,903	1,058	1.8	0	59	0.0
197	Faridpur RWH	Pangsha	130,600	37,957	3.4	49,400	25,701	1.9	150	51	2.9	5,944	2,597	2.3	0	193	0.0
198	Faridpur RWH	Rajbari Sadar	65,500	33,840	1.9	35,745	17,196	2.1	330	130	2.5	5,388	2,557	2.1	0	291	0.0
199	Faridpur RWH	Rajoir	60,900	16,754	3.6	32,760	16,413	2.0	257	26	9.9	3,520	1,588	2.2	0	43	0.0
200	Faridpur RWH	Sadarpur	37,900	15,116	2.5	33,191	8,360	4.0	102	18	5.7	1,950	763	2.6	72	46	1.6

SL	Warehouse Name	Upazila Name	Condom			Shukhi			IUD			Injectables			Implant		
			CBL	AMD	MOS	CBL	AMD	MOS	CBL	AMD	MOS	CBL	AMD	MOS	CBL	AMD	MOS
201	Faridpur RWH	Saltha	24,000	12,655	1.9	18,855	9,346	2.0	90	53	1.7	2,627	669	3.9	0	70	0.0
202	Faridpur RWH	Shariatpur Sadar	35,000	14,680	2.4	22,076	8,770	2.5	87	54	1.6	1,987	1,141	1.7	0	53	0.0
203	Faridpur RWH	Shib Char	96,000	26,441	3.6	59,040	21,885	2.7	100	50	2.0	6,600	2,833	2.3	0	88	0.0
204	Faridpur RWH	Tungipara	27,500	18,590	1.5	22,875	13,008	1.8	67	10	6.7	1,372	753	1.8	0	21	0.0
205	Faridpur RWH	Wazirpur	27,100	14,581	1.9	30,540	15,378	2.0	67	18	3.7	2,413	1,208	2.0	0	80	0.0
206	Faridpur RWH	Zanjira	37,300	17,087	2.2	22,770	10,597	2.1	119	47	2.5	2,542	993	2.6	0	48	0.0
207	Jamalpur RWH	Bakshiganj	31,800	17,813	1.8	23,760	13,835	1.7	165	45	3.7	1,980	816	2.4	144	95	1.5
208	Jamalpur RWH	Char Rajibpur	109,300	42,561	2.6	17,917	7,692	2.3	80	4	20.0	2,738	1,293	2.1	50	25	2.0
209	Jamalpur RWH	Dewanganj	60,400	29,849	2.0	35,295	17,453	2.0	109	45	2.4	7,275	3,502	2.1	44	125	0.4
210	Jamalpur RWH	Islampur	87,000	43,446	2.0	32,014	29,811	1.1	66	78	0.8	6,020	2,893	2.1	0	159	0.0
211	Jamalpur RWH	Jamalpur Sadar	112,300	59,531	1.9	90,373	44,888	2.0	212	119	1.8	10,714	5,398	2.0	0	242	0.0
212	Jamalpur RWH	Jhenaigati	36,800	13,299	2.8	36,615	16,593	2.2	33	18	1.8	3,297	1,273	2.6	0	47	0.0
213	Jamalpur RWH	Madarganj	52,700	23,177	2.3	35,205	16,304	2.2	40	67	0.6	2,400	1,357	1.8	172	98	1.8
214	Jamalpur RWH	Melandaha	61,700	28,980	2.1	213,840	22,150	9.7	150	48	3.1	5,750	2,850	2.0	400	70	5.7
215	Jamalpur RWH	Nakla	120,700	11,922	10.1	81,920	12,709	6.4	90	28	3.2	3,225	1,535	2.1	82	136	0.6
216	Jamalpur RWH	Nalitabari	53,000	25,098	2.1	40,365	20,715	1.9	98	20	4.9	3,716	1,651	2.3	72	95	0.8
217	Jamalpur RWH	Raumari	109,900	43,887	2.5	26,820	13,028	2.1	80	21	3.8	5,491	2,432	2.3	72	43	1.7
218	Jamalpur RWH	Sarishabari	62,700	34,484	1.8	48,320	23,178	2.1	84	68	1.2	3,471	2,172	1.6	0	98	0.0
219	Jamalpur RWH	Sherpur Sadar	99,500	52,164	1.9	73,515	37,296	2.0	107	99	1.1	16,920	9,066	1.9	72	150	0.5
220	Jamalpur RWH	Sreebardi	108,900	20,481	5.3	51,390	18,691	2.7	153	7	21.9	4,513	1,855	2.4	172	89	1.9
221	Jessore RWH	Abhaynagar	55,800	23,866	2.3	25,815	11,566	2.2	145	43	3.4	5,790	2,767	2.1	0	74	0.0
222	Jessore RWH	Bagher Para	74,500	32,814	2.3	34,900	14,699	2.4	133	63	2.1	4,274	1,922	2.2	0	109	0.0
223	Jessore RWH	Chaugachha	131,600	21,951	6.0	77,640	12,350	6.3	219	17	12.9	12,880	1,524	8.5	144	59	2.4
224	Jessore RWH	Harinakunda	36,900	8,101	4.6	30,865	14,856	2.1	36	29	1.2	2,270	1,022	2.2	0	86	0.0
225	Jessore RWH	Jessore Sadar	16,700	101,103	0.2	21,555	49,496	0.4	265	100	2.7	8,523	9,816	0.9	0	209	0.0

SL	Warehouse Name	Upazila Name	Condom			Shukhi			IUD			Injectables			Implant		
			CBL	AMD	MOS	CBL	AMD	MOS	CBL	AMD	MOS	CBL	AMD	MOS	CBL	AMD	MOS
226	Jessore RWH	Jhenaidah Sadar	80,400	33,654	2.4	56,835	24,912	2.3	237	90	2.6	7,615	3,324	2.3	216	115	1.9
227	Jessore RWH	Jhikargachha	85,500	21,718	3.9	38,685	12,683	3.1	50	41	1.2	3,400	2,590	1.3	0	60	0.0
228	Jessore RWH	Kalia	156,100	17,768	8.8	76,735	11,094	6.9	90	20	4.5	2,700	842	3.2	144	23	6.3
229	Jessore RWH	Kaliganj	46,700	22,285	2.1	25,980	17,699	1.5	140	17	8.2	4,171	1,470	2.8	72	32	2.3
230	Jessore RWH	Keshabpur	44,300	16,813	2.6	33,900	12,723	2.7	206	22	9.4	5,191	2,756	1.9	0	80	0.0
231	Jessore RWH	Kotchandpur	18,900	7,538	2.5	16,035	6,403	2.5	95	8	11.9	2,300	1,027	2.2	0	30	0.0
232	Jessore RWH	Lohagara	74,000	23,160	3.2	43,720	12,432	3.5	160	28	5.7	5,300	1,613	3.3	216	52	4.2
233	Jessore RWH	Magura Sadar	122,400	32,473	3.8	59,281	31,124	1.9	273	69	4.0	10,317	3,607	2.9	0	105	0.0
234	Jessore RWH	Maheshpur	51,700	26,149	2.0	33,530	15,693	2.1	130	54	2.4	6,900	3,547	1.9	0	60	0.0
235	Jessore RWH	Manirampur	117,200	33,825	3.5	99,180	23,177	4.3	250	148	1.7	12,185	6,302	1.9	72	96	0.8
236	Jessore RWH	Mohammadpur	36,900	5,809	6.4	34,550	9,530	3.6	277	16	17.3	2,497	855	2.9	90	62	1.5
237	Jessore RWH	Narail Sadar	72,400	33,101	2.2	43,054	21,431	2.0	359	38	9.4	5,959	2,206	2.7	0	82	0.0
238	Jessore RWH	Shailkupa	66,000	30,863	2.1	54,345	25,225	2.2	110	38	2.9	3,806	1,841	2.1	0	139	0.0
239	Jessore RWH	Shalikhha	53,300	6,393	8.3	30,810	8,207	3.8	93	20	4.7	1,637	623	2.6	0	45	0.0
240	Jessore RWH	Sharsha	127,200	34,100	3.7	45,030	18,194	2.5	125	52	2.4	7,347	3,558	2.1	72	78	0.9
241	Jessore RWH	Sreepur	43,900	11,131	3.9	25,740	10,708	2.4	57	19	3.0	1,918	838	2.3	0	67	0.0
242	Khulna RWH	Assasuni	36,300	18,988	1.9	40,695	22,490	1.8	66	20	3.3	2,990	1,447	2.1	0	72	0.0
243	Khulna RWH	Bagerhat Sadar	51,800	29,215	1.8	39,345	19,384	2.0	177	61	2.9	4,138	2,135	1.9	72	90	0.8
244	Khulna RWH	Batiaghata	54,200	18,040	3.0	34,410	14,539	2.4	133	20	6.7	1,525	976	1.6	144	54	2.7
245	Khulna RWH	Bhandaria	31,800	12,521	2.5	24,960	7,215	3.5	144	21	6.9	2,223	1,047	2.1	94	47	2.0
246	Khulna RWH	Chitalmari	47,900	19,506	2.5	19,770	10,894	1.8	132	8	16.5	2,426	1,317	1.8	0	44	0.0
247	Khulna RWH	Dacope	78,600	7,646	10.3	36,690	11,326	3.2	120	10	12.0	1,338	804	1.7	72	54	1.3
248	Khulna RWH	Daulatpur	215,100	70,586	3.0	49,140	17,819	2.8	160	50	3.2	11,000	5,400	2.0	144	134	1.1
249	Khulna RWH	Debhata	26,700	13,021	2.1	20,280	7,749	2.6	78	8	9.8	1,254	530	2.4	72	23	3.1
250	Khulna RWH	Dumuria	72,300	29,624	2.4	53,890	22,006	2.4	146	56	2.6	4,553	2,378	1.9	144	174	0.8

SL	Warehouse Name	Upazila Name	Condom			Shukhi			IUD			Injectables			Implant		
			CBL	AMD	MOS	CBL	AMD	MOS	CBL	AMD	MOS	CBL	AMD	MOS	CBL	AMD	MOS
251	Khulna RWH	Fakirhat	46,300	12,103	3.8	44,430	7,950	5.6	119	16	7.4	2,208	720	3.1	0	37	0.0
252	Khulna RWH	Kachua	31,800	14,808	2.1	17,400	7,704	2.3	139	15	9.3	2,117	721	2.9	42	30	1.4
253	Khulna RWH	Kalaroa	52,900	25,885	2.0	30,375	10,213	3.0	94	15	6.3	1,889	1,655	1.1	10	45	0.2
254	Khulna RWH	Kaliganj	191,800	24,630	7.8	41,430	20,259	2.0	70	18	3.9	3,330	1,465	2.3	72	47	1.5
255	Khulna RWH	Kanthalia	17,600	7,190	2.4	16,665	5,111	3.3	68	8	8.5	1,636	715	2.3	64	21	3.0
256	Khulna RWH	Kawkhali	8,700	4,329	2.0	9,050	3,922	2.3	70	21	3.3	1,025	372	2.8	0	26	0.0
257	Khulna RWH	Khulna Sadar	245,000	136,440	1.8	75,541	45,174	1.7	298	142	2.1	12,235	5,613	2.2	254	143	1.8
258	Khulna RWH	Koyra	39,200	13,234	3.0	41,055	18,625	2.2	64	17	3.8	1,471	549	2.7	0	42	0.0
259	Khulna RWH	Mathbaria	215,800	14,226	15.2	53,955	16,809	3.2	153	61	2.5	3,415	1,626	2.1	72	39	1.8
260	Khulna RWH	Mollahat	32,300	11,349	2.8	26,055	10,675	2.4	80	12	6.7	1,620	506	3.2	0	14	0.0
261	Khulna RWH	Mongla	52,600	25,452	2.1	33,465	14,368	2.3	85	39	2.2	2,983	1,669	1.8	60	27	2.2
262	Khulna RWH	Morrelganj	546,300	25,915	21.1	279,350	26,846	10.4	244	55	4.4	5,061	2,136	2.4	116	54	2.1
263	Khulna RWH	Nazirpur	30,100	13,084	2.3	30,360	11,058	2.7	90	20	4.5	2,730	1,173	2.3	0	27	0.0
264	Khulna RWH	Paikgachha	39,000	13,377	2.9	56,160	20,990	2.7	130	17	7.6	3,100	1,226	2.5	0	63	0.0
265	Khulna RWH	Phultala	36,700	20,137	1.8	18,030	7,538	2.4	109	62	1.8	2,255	1,045	2.2	144	56	2.6
266	Khulna RWH	Pirojpur Sadar	31,200	12,120	2.6	20,865	9,000	2.3	185	59	3.1	2,226	1,016	2.2	72	60	1.2
267	Khulna RWH	Rajapur	23,200	8,919	2.6	14,130	5,173	2.7	115	11	10.5	1,924	641	3.0	0	13	0.0
268	Khulna RWH	Rampal	90,300	16,442	5.5	63,235	10,821	5.8	112	23	4.9	2,086	519	4.0	0	25	0.0
269	Khulna RWH	Rupsa	42,300	11,221	3.8	28,920	7,558	3.8	190	56	3.4	1,802	565	3.2	144	85	1.7
270	Khulna RWH	Sarankhola	42,800	15,065	2.8	24,805	11,617	2.1	136	19	7.2	3,002	1,631	1.8	92	23	4.0
271	Khulna RWH	Satkhira Sadar	50,400	62,915	0.8	37,030	23,448	1.6	193	50	3.9	8,106	4,568	1.8	72	95	0.8
272	Khulna RWH	Shyamnagar	276,900	22,355	12.4	104,070	25,672	4.1	50	15	3.3	3,096	1,121	2.8	144	70	2.1
273	Khulna RWH	Tala	35,800	17,922	2.0	35,685	17,725	2.0	141	61	2.3	4,049	2,317	1.7	216	73	3.0
274	Khulna RWH	Terokhada	82,800	18,366	4.5	47,580	9,677	4.9	44	14	3.1	846	477	1.8	0	41	0.0
275	Khulna RWH	Zianagar	9,100	3,672	2.5	10,390	3,956	2.6	60	35	1.7	1,089	562	1.9	36	19	1.9

SL	Warehouse Name	Upazila Name	Condom			Shukhi			IUD			Injectables			Implant		
			CBL	AMD	MOS	CBL	AMD	MOS	CBL	AMD	MOS	CBL	AMD	MOS	CBL	AMD	MOS
276	Kushtia RWH	Alamdanga	34,600	19,957	1.7	38,355	17,998	2.1	100	33	3.0	4,600	3,219	1.4	0	103	0.0
277	Kushtia RWH	Bheramara	48,000	21,858	2.2	23,970	9,677	2.5	26	10	2.6	3,777	1,836	2.1	5	32	0.2
278	Kushtia RWH	Chuadanga Sadar	56,600	43,101	1.3	34,695	15,248	2.3	185	55	3.4	6,182	3,717	1.7	0	68	0.0
279	Kushtia RWH	Damurhuda	38,400	20,522	1.9	27,390	12,981	2.1	31	42	0.7	4,970	3,435	1.4	0	67	0.0
280	Kushtia RWH	Daulatpur	75,140	40,807	1.8	49,528	21,932	2.3	26	10	2.6	7,227	3,857	1.9	0	35	0.0
281	Kushtia RWH	Gangni	30,600	35,574	0.9	31,710	19,389	1.6	59	32	1.8	9,044	5,417	1.7	64	36	1.8
282	Kushtia RWH	Jiban Nagar	28,700	17,192	1.7	24,135	11,146	2.2	45	40	1.1	3,266	1,998	1.6	0	71	0.0
283	Kushtia RWH	Khoksa	32,400	16,709	1.9	17,650	8,215	2.1	9	8	1.1	943	538	1.8	0	45	0.0
284	Kushtia RWH	Kumarkhali	52,480	30,907	1.7	31,167	14,302	2.2	41	18	2.3	4,432	2,866	1.5	30	65	0.5
285	Kushtia RWH	Kushtia Sadar	86,000	54,596	1.6	47,265	29,839	1.6	119	54	2.2	8,898	4,894	1.8	157	149	1.1
286	Kushtia RWH	Meherpur Sadar	56,600	34,744	1.6	25,245	12,473	2.0	47	25	1.9	4,804	3,207	1.5	10	44	0.2
287	Kushtia RWH	Mirpur	41,500	30,234	1.4	34,020	18,046	1.9	26	12	2.2	3,727	2,494	1.5	25	40	0.6
288	Kushtia RWH	Mujib Nagar	14,100	9,328	1.5	8,145	3,432	2.4	19	3	6.3	1,884	1,365	1.4	0	30	0.0
289	Mymensingh RWH	Atpara	24,700	9,727	2.5	29,310	12,352	2.4	50	8	6.3	1,656	730	2.3	4	91	0.0
290	Mymensingh RWH	Austagram	23,500	16,803	1.4	21,042	10,220	2.1	82	25	3.3	1,855	1,281	1.4	136	35	3.9
291	Mymensingh RWH	Bajitpur	37,900	18,846	2.0	23,190	15,696	1.5	42	21	2.0	1,641	921	1.8	0	69	0.0
292	Mymensingh RWH	Barhatta	25,500	15,310	1.7	23,925	13,835	1.7	40	16	2.5	2,139	1,516	1.4	2	83	0.0
293	Mymensingh RWH	Bhairab	66,340	37,212	1.8	34,920	22,447	1.6	68	42	1.6	3,004	1,964	1.5	108	95	1.1
294	Mymensingh RWH	Bhaluka	43,900	32,636	1.3	49,110	33,166	1.5	177	85	2.1	2,643	1,923	1.4	100	109	0.9
295	Mymensingh RWH	Dharampasha	35,600	21,507	1.7	30,180	17,996	1.7	60	12	5.0	2,350	1,829	1.3	0	123	0.0
296	Mymensingh RWH	Dhobaura	40,500	22,892	1.8	24,675	17,443	1.4	35	11	3.2	1,350	1,493	0.9	42	30	1.4
297	Mymensingh RWH	Durgapur	42,300	20,671	2.0	43,624	15,772	2.8	84	26	3.2	3,993	2,221	1.8	30	81	0.4
298	Mymensingh RWH	Fulbaria	34,000	21,184	1.6	52,095	39,604	1.3	83	38	2.2	2,426	1,424	1.7	0	53	0.0
299	Mymensingh RWH	Gaffargaon	80,840	51,033	1.6	54,601	37,000	1.5	119	22	5.4	3,163	2,376	1.3	64	53	1.2
300	Mymensingh RWH	Gauripur	32,200	21,245	1.5	49,080	23,020	2.1	84	43	2.0	2,758	2,009	1.4	72	81	0.9

SL	Warehouse Name	Upazila Name	Condom			Shukhi			IUD			Injectables			Implant		
			CBL	AMD	MOS	CBL	AMD	MOS	CBL	AMD	MOS	CBL	AMD	MOS	CBL	AMD	MOS
301	Mymensingh RWH	Haluaghat	40,900	23,194	1.8	49,260	27,075	1.8	216	15	14.4	2,431	1,774	1.4	128	68	1.9
302	Mymensingh RWH	Hossainpur	36,900	16,746	2.2	35,280	18,295	1.9	74	31	2.4	2,769	1,452	1.9	72	66	1.1
303	Mymensingh RWH	Ishwarganj	34,600	19,356	1.8	43,000	43,940	1.0	68	14	4.9	2,164	1,799	1.2	100	67	1.5
304	Mymensingh RWH	Itna	32,200	18,030	1.8	29,655	17,400	1.7	80	15	5.3	1,546	716	2.2	0	36	0.0
305	Mymensingh RWH	Kalmakanda	84,900	28,367	3.0	55,005	21,404	2.6	8	7	1.1	3,499	1,467	2.4	3	73	0.0
306	Mymensingh RWH	Karimganj	27,500	19,840	1.4	39,545	21,211	1.9	73	34	2.1	1,570	1,288	1.2	0	110	0.0
307	Mymensingh RWH	Katiadi	48,197	36,348	1.3	34,238	20,280	1.7	101	45	2.2	3,205	2,201	1.5	72	75	1.0
308	Mymensingh RWH	Kendua	31,200	16,110	1.9	40,530	24,636	1.6	127	58	2.2	1,572	1,260	1.2	18	98	0.2
309	Mymensingh RWH	Khaliajuri	16,000	7,157	2.2	16,325	6,703	2.4	19	5	3.8	1,116	530	2.1	0	49	0.0
310	Mymensingh RWH	Kishoreganj Sadar	89,500	46,834	1.9	53,494	30,911	1.7	205	89	2.3	3,696	2,477	1.5	100	166	0.6
311	Mymensingh RWH	Kuliar Char	40,900	17,566	2.3	26,065	14,588	1.8	25	33	0.8	2,311	1,245	1.9	82	70	1.2
312	Mymensingh RWH	Madan	35,360	12,082	2.9	39,857	13,126	3.0	24	9	2.7	1,792	727	2.5	72	51	1.4
313	Mymensingh RWH	Mithamain	24,000	12,901	1.9	15,405	8,017	1.9	22	9	2.4	870	215	4.0	0	24	0.0
314	Mymensingh RWH	Mohanganj	29,000	12,640	2.3	44,585	18,126	2.5	102	33	3.1	1,875	1,014	1.8	0	55	0.0
315	Mymensingh RWH	Muktagachha	39,012	30,005	1.3	54,925	39,871	1.4	46	11	4.2	2,722	1,997	1.4	0	92	0.0
316	Mymensingh RWH	Mymensingh Sadar	161,200	81,265	2.0	91,185	52,179	1.7	470	188	2.5	5,224	3,768	1.4	114	340	0.3
317	Mymensingh RWH	Nandail	34,000	15,670	2.2	71,490	51,093	1.4	110	50	2.2	3,090	2,365	1.3	384	32	12.0
318	Mymensingh RWH	Netrakona Sadar	57,010	32,115	1.8	60,707	24,551	2.5	148	19	7.8	5,263	2,482	2.1	0	130	0.0
319	Mymensingh RWH	Nikli	34,800	17,944	1.9	14,471	8,852	1.6	0	38	0.0	1,936	831	2.3	0	46	0.0
320	Mymensingh RWH	Pakundia	33,400	21,642	1.5	27,930	17,803	1.6	65	33	2.0	2,341	1,465	1.6	128	54	2.4
321	Mymensingh RWH	Phulpur	50,200	27,347	1.8	88,855	46,969	1.9	123	78	1.6	3,215	1,983	1.6	167	197	0.8
322	Mymensingh RWH	Purbadhala	35,600	17,695	2.0	45,570	25,618	1.8	65	21	3.1	3,169	2,274	1.4	0	123	0.0
323	Mymensingh RWH	Tarail	35,350	23,137	1.5	24,840	14,057	1.8	41	20	2.1	1,826	910	2.0	0	37	0.0
324	Mymensingh RWH	Trishal	51,900	32,358	1.6	62,250	41,103	1.5	68	33	2.1	2,805	1,973	1.4	320	79	4.1
325	Noakhali RWH	Begumganj	17,600	33,076	0.5	2,355	16,068	0.1	31	114	0.3	849	2,398	0.4	0	113	0.0

SL	Warehouse Name	Upazila Name	Condom			Shukhi			IUD			Injectables			Implant		
			CBL	AMD	MOS	CBL	AMD	MOS	CBL	AMD	MOS	CBL	AMD	MOS	CBL	AMD	MOS
326	Noakhali RWH	Chatkhil	50,800	5,685	8.9	35,610	5,075	7.0	27	25	1.1	1,220	888	1.4	0	30	0.0
327	Noakhali RWH	Chhagalnaiya	73,900	11,114	6.6	46,260	8,701	5.3	76	20	3.8	4,913	1,218	4.0	120	27	4.4
328	Noakhali RWH	Companiganj	32,500	14,952	2.2	21,366	8,312	2.6	86	34	2.5	1,769	1,625	1.1	0	25	0.0
329	Noakhali RWH	Daganbhuiyan	35,600	22,983	1.5	17,880	8,398	2.1	82	26	3.2	3,011	1,325	2.3	110	33	3.3
330	Noakhali RWH	Feni Sadar	34,600	64,878	0.5	25,044	21,694	1.2	159	192	0.8	7,074	4,516	1.6	161	110	1.5
331	Noakhali RWH	Fulgazi	25,900	10,872	2.4	27,555	5,695	4.8	32	23	1.4	2,024	850	2.4	85	12	7.1
332	Noakhali RWH	Hatiya	7,200	20,435	0.4	5,475	15,465	0.4	59	58	1.0	3,445	2,828	1.2	300	221	1.4
333	Noakhali RWH	Kabirhat	27,100	13,116	2.1	17,970	8,202	2.2	130	19	6.8	2,455	1,638	1.5	10	88	0.1
334	Noakhali RWH	Kamalnagar	14,100	14,610	1.0	138,369	7,490	18.5	35	30	1.2	4,484	3,165	1.4	0	75	0.0
335	Noakhali RWH	Lakshmipur Sadar	18,400	22,392	0.8	8,799	19,568	0.4	100	119	0.8	2,221	6,770	0.3	0	254	0.0
336	Noakhali RWH	Noakhali Sadar	12,800	45,659	0.3	600	16,837	0.0	70	74	0.9	3,420	4,350	0.8	0	61	0.0
337	Noakhali RWH	Parshuram	60,700	16,204	3.7	48,749	5,544	8.8	16	23	0.7	2,081	997	2.1	120	28	4.3
338	Noakhali RWH	Ramganj	18,400	8,218	2.2	11,890	5,666	2.1	49	38	1.3	3,408	1,792	1.9	0	74	0.0
339	Noakhali RWH	Ramgati	50,757	9,488	5.3	205,348	12,866	16.0	127	24	5.3	5,722	3,766	1.5	0	52	0.0
340	Noakhali RWH	Roypur	60,500	5,295	11.4	184,155	9,518	19.3	150	55	2.7	3,692	1,754	2.1	0	74	0.0
341	Noakhali RWH	Senbagh	23,800	16,914	1.4	118,260	9,965	11.9	69	28	2.5	2,344	1,509	1.6	0	50	0.0
342	Noakhali RWH	Sonagazi	32,800	17,928	1.8	336,165	10,151	33.1	30	30	1.0	5,200	2,833	1.8	110	39	2.8
343	Noakhali RWH	Sonaimuri	26,100	10,554	2.5	141,870	7,457	19.0	27	21	1.3	3,400	1,802	1.9	10	52	0.2
344	Noakhali RWH	Subarnachar	40,100	29,669	1.4	14,480	9,647	1.5	115	12	9.6	3,105	2,049	1.5	0	52	0.0
345	Pabna RWH	Atgharia	46,300	10,653	4.3	48,255	11,340	4.3	45	18	2.5	1,774	587	3.0	100	31	3.2
346	Pabna RWH	Belkuchi	100,700	50,752	2.0	52,545	26,331	2.0	145	28	5.2	3,613	2,186	1.7	200	61	3.3
347	Pabna RWH	Bera	29,400	13,688	2.1	33,825	14,126	2.4	193	81	2.4	3,035	1,516	2.0	20	51	0.4
348	Pabna RWH	Bhangura	38,800	10,969	3.5	45,785	8,366	5.5	57	21	2.7	1,241	235	5.3	0	29	0.0
349	Pabna RWH	Chatmohar	77,700	34,127	2.3	78,045	28,286	2.8	105	53	2.0	2,346	1,195	2.0	0	45	0.0
350	Pabna RWH	Faridpur	23,400	8,029	2.9	23,355	5,696	4.1	32	29	1.1	2,772	1,229	2.3	0	48	0.0

SL	Warehouse Name	Upazila Name	Condom			Shukhi			IUD			Injectables			Implant		
			CBL	AMD	MOS	CBL	AMD	MOS	CBL	AMD	MOS	CBL	AMD	MOS	CBL	AMD	MOS
351	Pabna RWH	Ishwardi	63,500	40,657	1.6	56,511	19,032	3.0	157	50	3.1	5,397	2,399	2.2	100	91	1.1
352	Pabna RWH	Kamarkhanda	23,700	9,476	2.5	44,605	8,417	5.3	97	19	5.1	2,489	1,195	2.1	100	32	3.1
353	Pabna RWH	Kazipur	81,700	36,033	2.3	54,855	17,385	3.2	214	56	3.8	6,550	2,342	2.8	100	77	1.3
354	Pabna RWH	Pabna Sadar	81,200	97,829	0.8	59,625	70,458	0.8	200	166	1.2	2,100	10,326	0.2	100	82	1.2
355	Pabna RWH	Royganj	57,000	35,427	1.6	23,040	23,455	1.0	205	43	4.8	3,400	3,409	1.0	100	39	2.6
356	Pabna RWH	Santhia	74,100	35,702	2.1	84,105	31,824	2.6	87	44	2.0	11,700	5,341	2.2	0	57	0.0
357	Pabna RWH	Shahjadpur	104,700	68,620	1.5	68,715	33,443	2.1	371	178	2.1	14,540	8,350	1.7	100	177	0.6
358	Pabna RWH	Sirajganj Sadar	80,500	50,260	1.6	39,990	26,214	1.5	0	62	0.0	6,544	4,268	1.5	0	97	0.0
359	Pabna RWH	Sujanagar	75,900	20,873	3.6	71,865	15,773	4.6	221	84	2.6	5,471	2,557	2.1	0	23	0.0
360	Pabna RWH	Tarash	48,300	16,885	2.9	49,110	17,676	2.8	131	57	2.3	2,093	1,078	1.9	0	39	0.0
361	Pabna RWH	Ullah Para	162,000	81,899	2.0	90,705	45,786	2.0	187	139	1.3	9,700	5,152	1.9	45	60	0.8
362	Patuakhali RWH	Amtali	44,700	9,571	4.7	46,245	18,007	2.6	113	18	6.3	3,956	1,903	2.1	400	127	3.1
363	Patuakhali RWH	Bakerganj	44,900	21,284	2.1	31,860	15,934	2.0	175	34	5.1	4,939	2,309	2.1	350	82	4.3
364	Patuakhali RWH	Bamna	8,100	2,301	3.5	9,165	3,594	2.6	40	22	1.8	637	201	3.2	200	62	3.2
365	Patuakhali RWH	Barguna Sadar	30,700	10,775	2.8	26,355	15,027	1.8	210	103	2.0	8,500	4,661	1.8	250	145	1.7
366	Patuakhali RWH	Bauphal	25,000	12,844	1.9	36,000	19,366	1.9	80	53	1.5	4,700	2,445	1.9	400	75	5.3
367	Patuakhali RWH	Betagi	31,100	3,142	9.9	17,430	4,861	3.6	105	24	4.4	1,685	828	2.0	200	25	8.0
368	Patuakhali RWH	Dashmina	9,800	3,382	2.9	11,940	5,355	2.2	58	15	3.9	1,937	988	2.0	300	58	5.2
369	Patuakhali RWH	Dumki	9,100	3,683	2.5	7,890	3,198	2.5	94	12	7.8	1,047	442	2.4	300	21	14.3
370	Patuakhali RWH	Galachipa	42,900	9,418	4.6	53,844	21,502	2.5	82	15	5.5	8,340	4,119	2.0	250	81	3.1
371	Patuakhali RWH	Kalapara	27,200	11,986	2.3	32,745	15,537	2.1	102	31	3.3	7,200	3,503	2.1	300	70	4.3
372	Patuakhali RWH	Mirzaganj	17,800	7,790	2.3	14,465	6,933	2.1	23	9	2.6	1,209	593	2.0	300	55	5.5
373	Patuakhali RWH	Nalchity	18,100	7,713	2.3	15,690	7,379	2.1	68	24	2.8	3,233	1,570	2.1	300	55	5.5
374	Patuakhali RWH	Patharghata	12,800	5,467	2.3	15,525	6,949	2.2	34	26	1.3	2,900	1,404	2.1	300	65	4.6
375	Patuakhali RWH	Patuakhali Sadar	45,600	22,011	2.1	27,000	13,565	2.0	205	90	2.3	7,250	3,956	1.8	250	94	2.7

SL	Warehouse Name	Upazila Name	Condom			Shukhi			IUD			Injectables			Implant		
			CBL	AMD	MOS	CBL	AMD	MOS	CBL	AMD	MOS	CBL	AMD	MOS	CBL	AMD	MOS
376	Rajshahi RWH	Bagatipara	33,500	14,776	2.3	323,745	7,843	41.3	74	9	8.2	2,152	441	4.9	0	63	0.0
377	Rajshahi RWH	Bagha	68,800	29,318	2.3	32,085	10,631	3.0	50	15	3.3	3,846	1,568	2.5	0	51	0.0
378	Rajshahi RWH	Baghmara	196,000	47,631	4.1	127,140	28,260	4.5	168	68	2.5	9,406	2,339	4.0	0	89	0.0
379	Rajshahi RWH	Baraigram	97,900	37,974	2.6	71,460	20,324	3.5	165	49	3.4	6,902	2,868	2.4	0	91	0.0
380	Rajshahi RWH	Bholahat	38,400	7,850	4.9	20,520	5,608	3.7	47	8	5.9	1,996	667	3.0	0	38	0.0
381	Rajshahi RWH	Boalia	408,200	192,485	2.1	21,675	10,864	2.0	177	67	2.6	7,552	3,813	2.0	0	136	0.0
382	Rajshahi RWH	Chapai Nababganj Sadar	118,900	45,866	2.6	46,910	20,407	2.3	130	68	1.9	8,370	4,047	2.1	0	62	0.0
383	Rajshahi RWH	Charghat	59,300	23,639	2.5	211,830	13,788	15.4	59	20	3.0	2,810	960	2.9	0	71	0.0
384	Rajshahi RWH	Durgapur	67,600	21,354	3.2	229,860	9,296	24.7	93	9	10.3	1,996	675	3.0	0	38	0.0
385	Rajshahi RWH	Godagari	65,420	36,158	1.8	385,492	18,113	21.3	80	31	2.6	4,369	3,050	1.4	0	35	0.0
386	Rajshahi RWH	Gomastapur	50,400	26,110	1.9	30,900	15,754	2.0	67	18	3.7	3,085	1,354	2.3	0	65	0.0
387	Rajshahi RWH	Gurudaspur	80,300	32,785	2.4	106,151	18,804	5.6	95	12	7.9	1,788	1,567	1.1	0	89	0.0
388	Rajshahi RWH	Lalpur	87,700	28,770	3.0	121,770	19,135	6.4	95	27	3.5	4,558	1,941	2.3	0	117	0.0
389	Rajshahi RWH	Mohanpur	49,500	21,172	2.3	205,020	13,777	14.9	66	9	7.3	4,520	2,334	1.9	0	66	0.0
390	Rajshahi RWH	Nachole	24,200	11,598	2.1	22,320	6,062	3.7	72	4	18.0	2,400	1,103	2.2	0	22	0.0
391	Rajshahi RWH	Natore Sadar	130,429	49,423	2.6	72,969	21,944	3.3	320	131	2.4	4,012	1,792	2.2	0	168	0.0
392	Rajshahi RWH	Paba	97,970	50,091	2.0	33,294	16,429	2.0	159	11	14.5	7,872	4,053	1.9	0	80	0.0
393	Rajshahi RWH	Puthia	84,000	28,950	2.9	40,515	13,974	2.9	57	9	6.3	3,305	1,433	2.3	0	62	0.0
394	Rajshahi RWH	Shibganj	60,900	41,875	1.5	47,505	24,780	1.9	105	43	2.4	5,843	2,727	2.1	0	59	0.0
395	Rajshahi RWH	Singra	89,946	42,524	2.1	190,795	27,974	6.8	107	39	2.7	3,314	2,696	1.2	0	146	0.0
396	Rajshahi RWH	Tanore	48,300	16,506	2.9	216,855	14,518	14.9	98	23	4.3	3,437	1,103	3.1	0	173	0.0
397	Rangamati RWH	Baghaichhari	39,900	11,250	3.5	8,235	7,274	1.1	46	8	5.8	2,891	504	5.7	55	13	4.2
398	Rangamati RWH	Barkal	22,300	5,397	4.1	22,260	3,214	6.9	64	3	21.3	2,517	399	6.3	0	0	0.0
399	Rangamati RWH	Belai Chhari	50,499	2,504	20.2	19,830	2,346	8.5	84	3	28.0	1,123	125	9.0	0	5	0.0
400	Rangamati RWH	Jurai Chhari	28,100	2,583	10.9	17,385	2,013	8.6	29	4	7.3	1,009	147	6.9	0	0	0.0

SL	Warehouse Name	Upazila Name	Condom			Shukhi			IUD			Injectables			Implant		
			CBL	AMD	MOS	CBL	AMD	MOS	CBL	AMD	MOS	CBL	AMD	MOS	CBL	AMD	MOS
401	Rangamati RWH	Kaptai	42,300	6,369	6.6	24,630	2,983	8.3	40	3	13.3	3,262	402	8.1	114	44	2.6
402	Rangamati RWH	Kawkhali (betbunia)	37,800	5,182	7.3	10,935	3,209	3.4	175	9	19.4	1,568	580	2.7	30	16	1.9
403	Rangamati RWH	Langadu	38,900	11,673	3.3	24,465	5,431	4.5	196	14	14.0	3,237	394	8.2	21	43	0.5
404	Rangamati RWH	Naniarchar	24,100	6,278	3.8	19,002	4,875	3.9	50	3	16.7	1,038	260	4.0	61	14	4.4
405	Rangamati RWH	Rajasthali	31,800	1,687	18.9	7,845	1,504	5.2	64	1	64.0	1,081	104	10.4	14	15	0.9
406	Rangamati RWH	Rangamati Sadar	51,300	10,130	5.1	24,315	6,597	3.7	326	50	6.5	4,428	725	6.1	316	73	4.3
407	Rangpur RWH	Aditmari	44,300	16,780	2.6	28,964	15,462	1.9	264	76	3.5	4,601	2,908	1.6	0	111	0.0
408	Rangpur RWH	Badarganj	124,700	13,668	9.1	270,935	32,992	8.2	90	41	2.2	5,785	3,131	1.8	0	92	0.0
409	Rangpur RWH	Bhurungamari	64,600	26,824	2.4	134,170	25,307	5.3	92	18	5.1	5,718	3,320	1.7	0	59	0.0
410	Rangpur RWH	Chilmari	26,105	10,387	2.5	76,825	15,887	4.8	105	25	4.2	1,967	1,053	1.9	0	73	0.0
411	Rangpur RWH	Dimla	23,500	7,152	3.3	105,585	23,528	4.5	97	28	3.5	4,095	3,065	1.3	256	52	4.9
412	Rangpur RWH	Domar	26,900	9,624	2.8	205,760	18,566	11.1	87	23	3.8	4,511	2,697	1.7	0	79	0.0
413	Rangpur RWH	Fulchhari	35,000	21,332	1.6	27,840	12,057	2.3	92	36	2.6	2,781	2,914	1.0	0	48	0.0
414	Rangpur RWH	Gaibandha Sadar	43,600	36,887	1.2	62,505	36,430	1.7	412	152	2.7	10,224	5,906	1.7	0	358	0.0
415	Rangpur RWH	Gangachara	83,200	12,478	6.7	242,040	21,530	11.2	113	40	2.8	7,335	4,344	1.7	0	110	0.0
416	Rangpur RWH	Gobindaganj	174,348	56,352	3.1	260,397	39,334	6.6	131	51	2.6	8,157	4,457	1.8	0	101	0.0
417	Rangpur RWH	Hatibandha	72,000	13,568	5.3	197,715	17,036	11.6	180	45	4.0	5,174	2,537	2.0	0	139	0.0
418	Rangpur RWH	Jaldhaka	35,900	15,574	2.3	151,215	27,140	5.6	133	32	4.2	7,244	3,981	1.8	100	83	1.2
419	Rangpur RWH	Kaliganj	23,500	9,260	2.5	168,210	16,385	10.3	165	56	2.9	4,004	2,218	1.8	0	95	0.0
420	Rangpur RWH	Kaunia	31,000	14,661	2.1	27,795	13,759	2.0	130	31	4.2	4,961	2,832	1.8	0	114	0.0
421	Rangpur RWH	Kishoreganj	16,100	5,630	2.9	29,385	18,642	1.6	165	30	5.5	2,110	1,878	1.1	0	87	0.0
422	Rangpur RWH	Kurigram Sadar	36,900	16,550	2.2	45,823	24,118	1.9	143	67	2.1	7,013	4,237	1.7	0	85	0.0
423	Rangpur RWH	Lalmonirhat Sadar	42,600	16,909	2.5	37,435	18,755	2.0	127	27	4.7	7,786	4,704	1.7	0	103	0.0
424	Rangpur RWH	Mitha Pukur	64,300	29,834	2.2	73,605	35,094	2.1	110	28	3.9	8,034	4,254	1.9	0	91	0.0
425	Rangpur RWH	Nageshwari	54,000	17,723	3.0	223,988	47,567	4.7	48	45	1.1	8,692	5,540	1.6	0	85	0.0

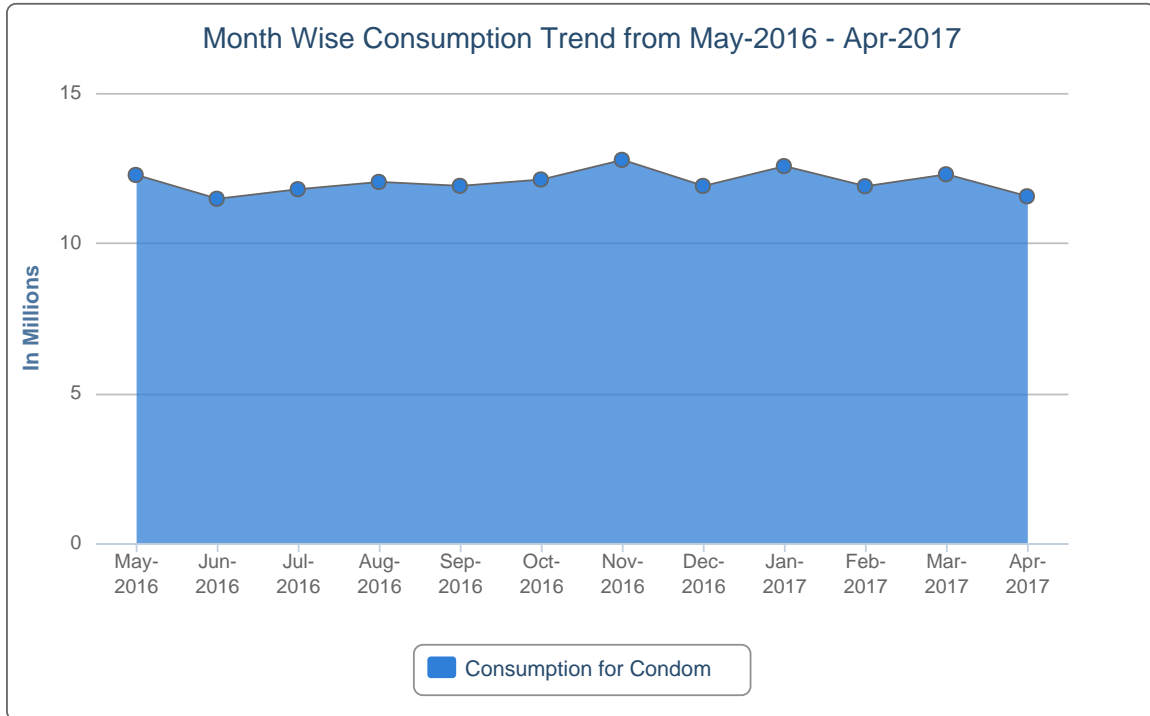
SL	Warehouse Name	Upazila Name	Condom			Shukhi			IUD			Injectables			Implant		
			CBL	AMD	MOS	CBL	AMD	MOS	CBL	AMD	MOS	CBL	AMD	MOS	CBL	AMD	MOS
426	Rangpur RWH	Nilphamari Sadar	41,600	16,700	2.5	73,020	37,653	1.9	201	83	2.4	7,030	4,494	1.6	0	114	0.0
427	Rangpur RWH	Palashbari	27,300	9,600	2.8	39,360	20,240	1.9	92	35	2.6	3,906	2,828	1.4	0	86	0.0
428	Rangpur RWH	Patgram	24,200	8,322	2.9	165,360	14,996	11.0	97	28	3.5	3,539	1,995	1.8	0	48	0.0
429	Rangpur RWH	Phulbari	26,500	5,086	5.2	47,145	15,417	3.1	164	66	2.5	4,509	2,875	1.6	288	57	5.1
430	Rangpur RWH	Pirgachha	52,600	22,338	2.4	55,685	26,717	2.1	222	101	2.2	8,600	4,096	2.1	0	69	0.0
431	Rangpur RWH	Pirganj	215,200	31,958	6.7	289,335	38,040	7.6	200	84	2.4	8,344	4,415	1.9	0	101	0.0
432	Rangpur RWH	Rajarhat	37,100	17,140	2.2	38,445	18,941	2.0	149	53	2.8	5,945	3,381	1.8	0	57	0.0
433	Rangpur RWH	Rangpur Sadar	95,300	42,353	2.3	97,315	34,080	2.9	388	103	3.8	10,700	6,491	1.6	0	237	0.0
434	Rangpur RWH	Sadullapur	76,100	35,790	2.1	105,620	25,704	4.1	207	82	2.5	7,417	4,252	1.7	0	63	0.0
435	Rangpur RWH	Saghata	35,900	11,349	3.2	52,260	22,081	2.4	181	50	3.6	3,190	1,554	2.1	0	41	0.0
436	Rangpur RWH	Saidpur	71,200	34,608	2.1	30,885	16,768	1.8	73	28	2.6	2,596	2,224	1.2	0	53	0.0
437	Rangpur RWH	Sundarganj	55,300	48,591	1.1	89,561	45,538	2.0	445	198	2.2	11,466	6,753	1.7	0	311	0.0
438	Rangpur RWH	Taraganj	20,600	9,838	2.1	22,162	11,519	1.9	72	13	5.5	2,318	1,281	1.8	0	95	0.0
439	Rangpur RWH	Ulipur	63,000	22,731	2.8	170,745	45,326	3.8	176	47	3.7	8,474	4,723	1.8	0	109	0.0
440	Sylhet RWH	Ajmiriganj	9,800	3,823	2.6	6,585	6,300	1.0	173	15	11.5	717	284	2.5	200	7	28.6
441	Sylhet RWH	Bahubal	15,900	11,543	1.4	16,006	8,348	1.9	189	4	47.3	1,196	604	2.0	50	29	1.7
442	Sylhet RWH	Balaganj	57,900	45,145	1.3	24,870	14,321	1.7	134	13	10.3	4,247	2,475	1.7	60	49	1.2
443	Sylhet RWH	Baniachong	41,000	15,100	2.7	29,215	12,890	2.3	174	2	87.0	3,376	894	3.8	4	34	0.1
444	Sylhet RWH	Barlekha	32,400	10,374	3.1	29,310	7,920	3.7	233	24	9.7	3,545	686	5.2	0	45	0.0
445	Sylhet RWH	Beani Bazar	50,662	23,211	2.2	18,783	6,927	2.7	210	18	11.7	3,492	748	4.7	227	27	8.4
446	Sylhet RWH	Bishwambarpur	18,800	6,210	3.0	22,985	7,227	3.2	114	6	19.0	1,043	427	2.4	176	21	8.4
447	Sylhet RWH	Bishwanath	24,900	10,277	2.4	19,110	4,285	4.5	106	23	4.6	759	498	1.5	82	40	2.1
448	Sylhet RWH	Chhatak	45,500	20,839	2.2	29,050	12,212	2.4	69	103	0.7	2,113	688	3.1	210	24	8.8
449	Sylhet RWH	Chunarughat	27,050	10,490	2.6	46,065	15,907	2.9	170	10	17.0	2,728	1,295	2.1	144	33	4.4
450	Sylhet RWH	Companiganj	25,400	18,520	1.4	18,045	8,452	2.1	109	6	18.2	2,204	1,568	1.4	20	21	1.0

SL	Warehouse Name	Upazila Name	Condom			Shukhi			IUD			Injectables			Implant		
			CBL	AMD	MOS	CBL	AMD	MOS	CBL	AMD	MOS	CBL	AMD	MOS	CBL	AMD	MOS
451	Sylhet RWH	Dakshin Sunamganj	20,000	11,709	1.7	28,665	7,547	3.8	179	11	16.3	1,953	736	2.7	120	23	5.2
452	Sylhet RWH	Dakshin Surma	58,800	48,146	1.2	28,695	13,897	2.1	40	25	1.6	2,957	1,512	2.0	50	12	4.2
453	Sylhet RWH	Derai	39,200	37,346	1.0	30,012	13,139	2.3	150	39	3.8	2,897	1,063	2.7	274	53	5.2
454	Sylhet RWH	Dowarabazar	24,400	13,893	1.8	23,037	12,310	1.9	102	7	14.6	3,066	1,213	2.5	34	44	0.8
455	Sylhet RWH	Fenchuganj	18,800	8,948	2.1	12,225	3,828	3.2	80	16	5.0	921	350	2.6	125	14	8.9
456	Sylhet RWH	Golapganj	58,000	39,287	1.5	22,425	9,951	2.3	142	25	5.7	5,643	732	7.7	0	69	0.0
457	Sylhet RWH	Gowainghat	49,300	26,590	1.9	20,235	11,413	1.8	119	26	4.6	4,942	2,903	1.7	150	33	4.5
458	Sylhet RWH	Habiganj Sadar	31,600	21,288	1.5	29,720	14,919	2.0	85	60	1.4	3,791	1,654	2.3	100	51	2.0
459	Sylhet RWH	Jagannathpur	27,800	17,431	1.6	22,905	8,262	2.8	127	21	6.0	2,136	451	4.7	13	55	0.2
460	Sylhet RWH	Jaintiapur	24,369	24,043	1.0	16,203	7,555	2.1	147	14	10.5	4,007	2,105	1.9	100	25	4.0
461	Sylhet RWH	Jamalganj	29,200	14,952	2.0	25,170	10,496	2.4	154	6	25.7	3,583	1,320	2.7	136	31	4.4
462	Sylhet RWH	Juri	14,200	8,718	1.6	15,875	6,494	2.4	55	25	2.2	1,250	540	2.3	64	24	2.7
463	Sylhet RWH	Kamalganj	40,100	16,946	2.4	28,845	16,068	1.8	175	39	4.5	4,065	1,446	2.8	0	55	0.0
464	Sylhet RWH	Kanaighat	36,300	42,470	0.9	24,036	13,686	1.8	122	19	6.4	4,195	2,543	1.6	150	33	4.5
465	Sylhet RWH	Kulaura	26,500	12,918	2.1	24,500	11,767	2.1	147	22	6.7	3,630	2,954	1.2	150	40	3.8
466	Sylhet RWH	Lakhai	25,300	6,849	3.7	23,955	7,363	3.3	99	3	33.0	2,418	400	6.0	159	25	6.4
467	Sylhet RWH	Madhabpur	29,900	18,200	1.6	29,400	20,474	1.4	133	17	7.8	3,134	980	3.2	100	59	1.7
468	Sylhet RWH	Maulvibazar Sadar	29,700	14,485	2.1	25,885	11,828	2.2	160	36	4.4	3,630	1,184	3.1	50	53	0.9
469	Sylhet RWH	Nabiganj	39,200	8,830	4.4	23,610	13,715	1.7	160	21	7.6	4,400	617	7.1	92	48	1.9
470	Sylhet RWH	Rajnagar	23,680	10,785	2.2	28,735	9,500	3.0	153	24	6.4	3,000	1,547	1.9	216	41	5.3
471	Sylhet RWH	Sreemangal	30,500	21,868	1.4	30,675	16,700	1.8	87	28	3.1	4,251	1,793	2.4	0	85	0.0
472	Sylhet RWH	Sulla	40,800	12,692	3.2	37,365	5,710	6.5	108	7	15.4	1,110	518	2.1	50	32	1.6
473	Sylhet RWH	Sunamganj Sadar	31,480	21,458	1.5	20,618	10,758	1.9	188	24	7.8	3,735	1,554	2.4	0	80	0.0
474	Sylhet RWH	Sylhet Sadar	117,900	103,104	1.1	635	56,730	0.0	578	173	3.3	20,850	10,192	2.0	28	244	0.1
475	Sylhet RWH	Tahirpur	36,300	19,205	1.9	22,275	13,310	1.7	214	8	26.8	2,275	486	4.7	153	69	2.2

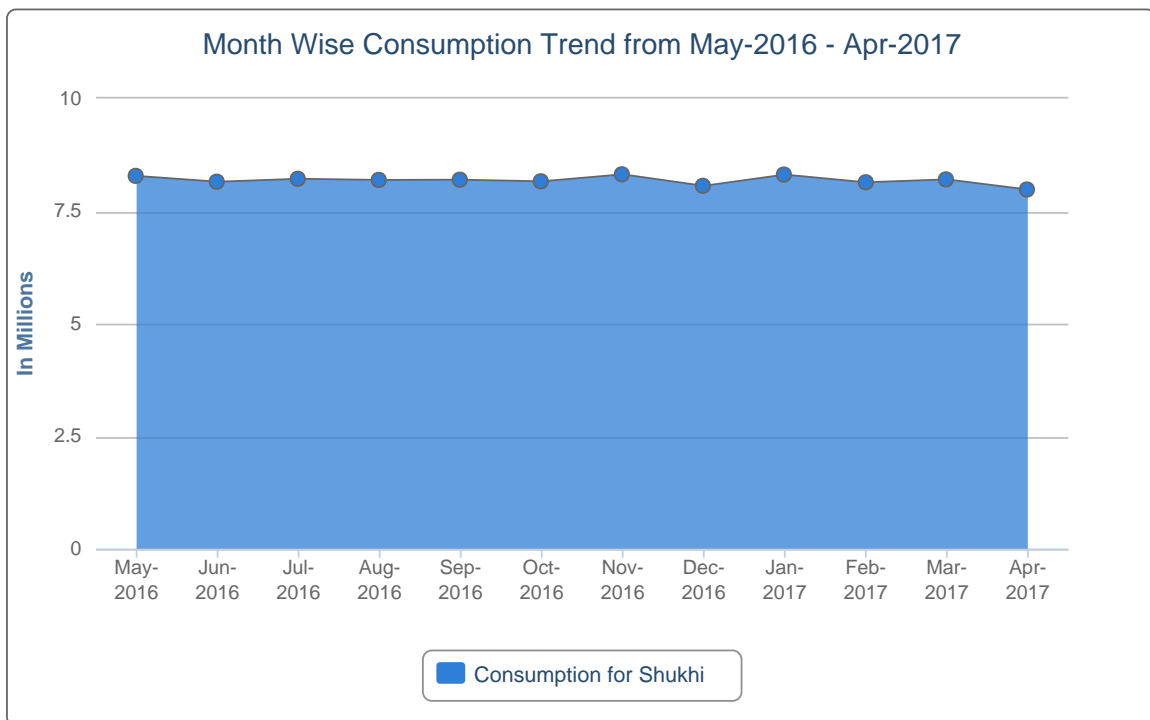
SL	Warehouse Name	Upazila Name	Condom			Shukhi			IUD			Injectables			Implant		
			CBL	AMD	MOS	CBL	AMD	MOS	CBL	AMD	MOS	CBL	AMD	MOS	CBL	AMD	MOS
476	Sylhet RWH	Zakiganj	82,760	46,402	1.8	25,371	11,177	2.3	188	9	20.9	5,546	1,580	3.5	10	44	0.2
477	Tangail RWH	Basail	91,360	29,255	3.1	417,202	12,614	33.1	165	34	4.9	6,552	1,343	4.9	76	104	0.7
478	Tangail RWH	Bhuapur	96,300	30,419	3.2	292,233	21,238	13.8	56	47	1.2	5,031	1,759	2.9	0	100	0.0
479	Tangail RWH	Chauhali	11,246	14,644	0.8	37,712	6,888	5.5	144	20	7.2	6,417	967	6.6	68	34	2.0
480	Tangail RWH	Delduar	138,100	38,557	3.6	253,155	20,753	12.2	100	36	2.8	5,930	1,095	5.4	0	64	0.0
481	Tangail RWH	Ghatail	15,200	66,138	0.2	230,505	40,229	5.7	190	39	4.9	3,750	3,714	1.0	0	144	0.0
482	Tangail RWH	Gopalpur	236,900	23,055	10.3	242,070	17,792	13.6	320	45	7.1	5,550	1,961	2.8	0	83	0.0
483	Tangail RWH	Kalihati	100,400	56,717	1.8	158,195	49,479	3.2	115	85	1.4	17,175	7,339	2.3	0	128	0.0
484	Tangail RWH	Madhupur	77,200	27,487	2.8	169,770	35,847	4.7	160	31	5.2	9,095	3,132	2.9	0	101	0.0
485	Tangail RWH	Mirzapur	13,300	32,426	0.4	18,360	32,790	0.6	351	58	6.1	2,623	1,194	2.2	72	75	1.0
486	Tangail RWH	Nagarpur	35,900	31,699	1.1	23,405	26,911	0.9	105	63	1.7	1,772	2,370	0.7	0	101	0.0
487	Tangail RWH	Sakhipur	38,000	24,885	1.5	19,623	24,194	0.8	16	40	0.4	2,277	958	2.4	0	61	0.0
488	Tangail RWH	Tangail Sadar	35,000	65,599	0.5	104,085	28,766	3.6	174	88	2.0	9,371	3,620	2.6	128	250	0.5

7. Month-wise Consumption Trend

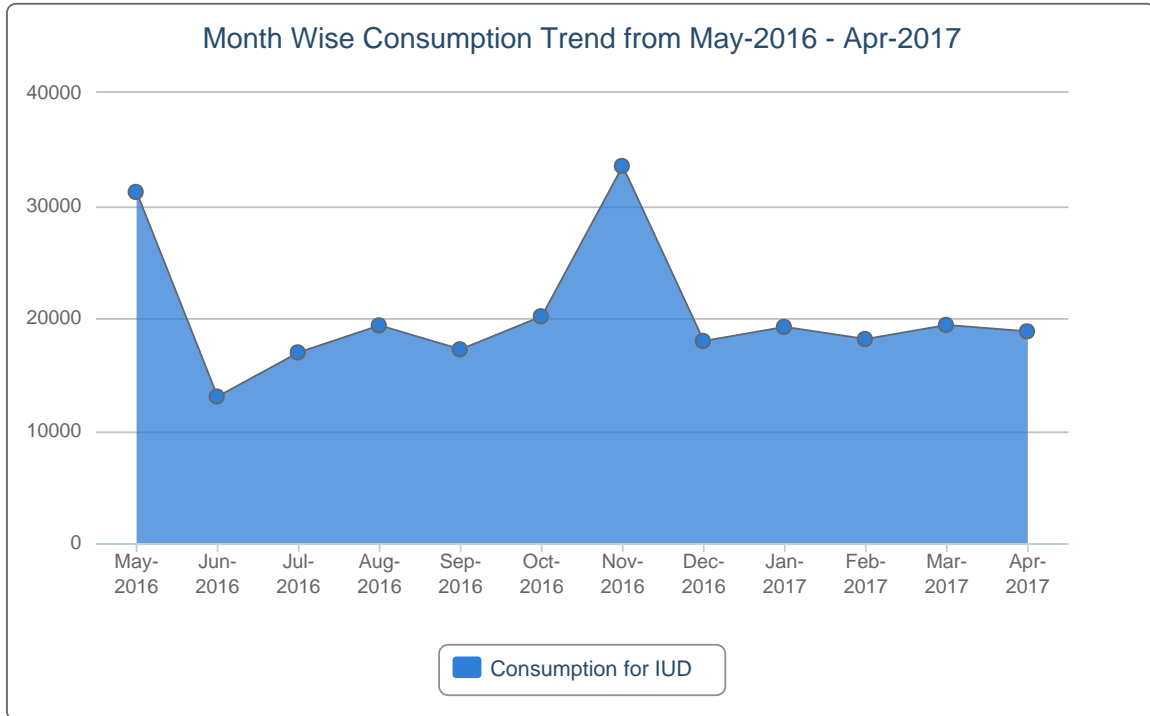
7(a).



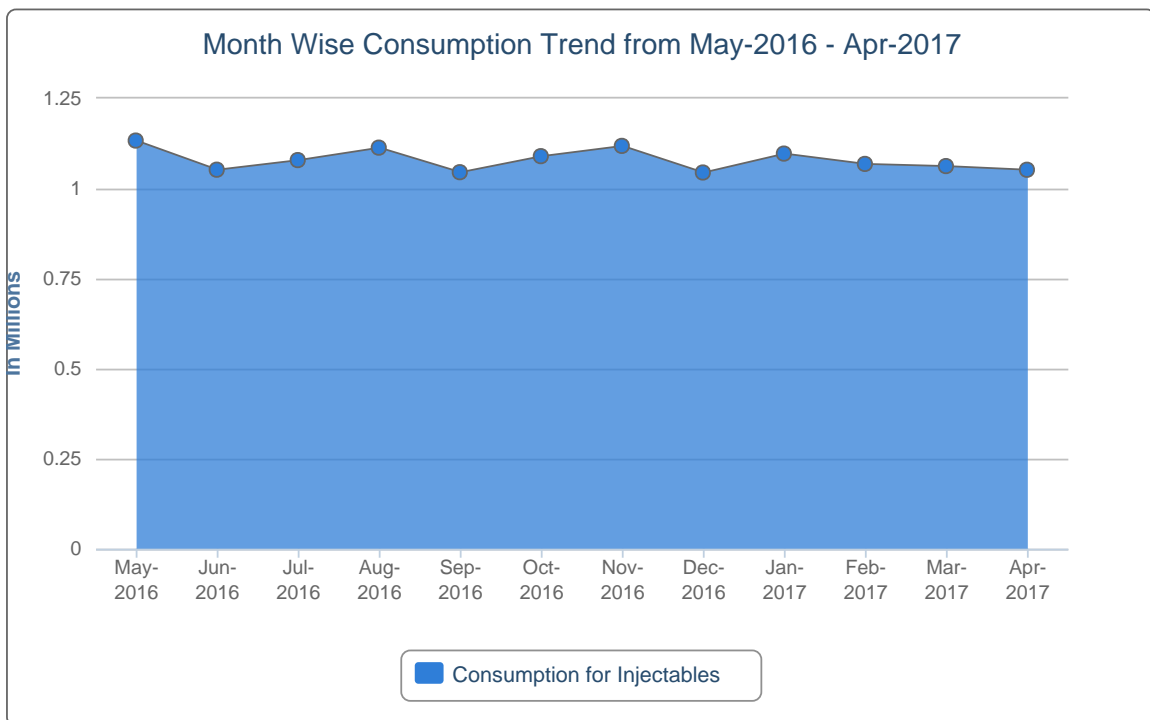
7(b).



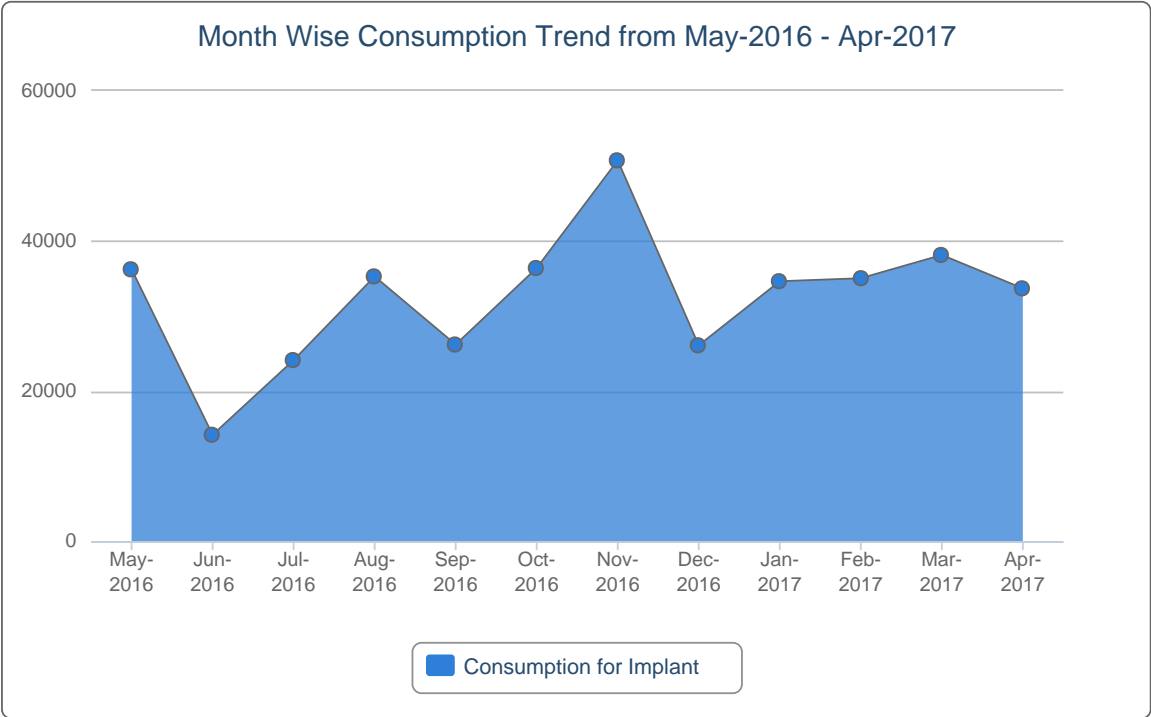
7(c).



7(d).



7(e).



8. Report on Upazila and Warehouse Having Stock Out in last month

SL	Products Name	No of Stockout WH	% of Stockout WH	No of Stockout Upazila Store	% of Stockout Upazila Store	No of Stockout Upazila Field	% of Stockout Upazila Field
1	Condom	0	0%	0	0%	0	0%
2	Shukhi	0	0%	1	0%	0	0%
3	IUD	1	5%	4	1%	0	0%
4	Injectables	1	5%	0	0%	0	0%
5	Implant (Total)	7	33%	-	-	26	5%

List of Stock Out Warehouses

SL	Commodity	Warehouse	Phone
1	IUD	Dhaka CWH	02-9881001
2	Injectables	Dhaka CWH	02-9881001
3	Implant (Total)	Faridpur RWH	0631-64414
4	Implant (Total)	Rajshahi RWH	0721-772196
5	Implant (Total)	Chittagong RWH	031723935
6	Implant (Total)	Dhaka CWH	02-9881001
7	Implant (Total)	Tangail RWH	0921-64316
8	Implant (Total)	Rangpur RWH	0521-64911
9	Implant (Total)	Bogra RWH	051-66706

List of StockOut Upazilas

SL	Commodity	Warehouse	District	Upazila	Phone
1	Shukhi	Bogra RWH	Naogaon	Raninagar, Naogaon	01711269211
2	IUD	Bhola RWH	Bhola	Manpura, Bhola	01712231411
3	IUD	Bogra RWH	Naogaon	Patnitala, Naogaon	01911970124
4	IUD	Mymensingh RWH	Kishoregonj	Nikli, Kishoreganj	01721360752
5	IUD	Pabna RWH	Sirajganj	Sirajganj Sadar, Sirajganj	01799459645
6	Implant (Total)	Bogra RWH	Bogra	Dhupchanchia, Bogra	01918-031742
7	Implant (Total)	Bogra RWH	Dinajpur	Ghoraghat, Dinajpur	01723212799
8	Implant (Total)	Bogra RWH	Naogaon	Mahadebpur, Naogaon	01716220535
9	Implant (Total)	Bogra RWH	Naogaon	Niamatpur, Naogaon	01712554981
10	Implant (Total)	Bogra RWH	Naogaon	Patnitala, Naogaon	01911970124
11	Implant (Total)	Dinajpur RWH	Panchagarh	Boda, Panchagarh	01716408531
12	Implant (Total)	Faridpur RWH	Barisal	Agailjhara, Barisal	01716615991
13	Implant (Total)	Faridpur RWH	Barisal	Babuganj, Barisal	01558446414
14	Implant (Total)	Faridpur RWH	Faridpur	Madhukhali, Faridpur	01929137413
15	Implant (Total)	Faridpur RWH	Madaripur	Kalkini, Madaripur	01712288376
16	Implant (Total)	Faridpur RWH	Rajbari	Goalanda, Rajbari	01711805728
17	Implant (Total)	Faridpur RWH	Rajbari	Rajbari Sadar, Rajbari	01716319847
18	Implant (Total)	Jessore RWH	Magura	Magura Sadar, Magura	01822888183

19	Implant (Total)	Noakhali RWH	Lakshmipur	Roypur, Lakshmipur	01718459380
20	Implant (Total)	Rajshahi RWH	Chapai Nababganj	Nachole, Chapai Nababganj	01712021286
21	Implant (Total)	Rajshahi RWH	Chapai Nababganj	Shibganj, Chapai Nababganj	01712-130631
22	Implant (Total)	Rajshahi RWH	Rajshahi	Godagari, Rajshahi	01766202669
23	Implant (Total)	Rajshahi RWH	Rajshahi	Mohanpur, Rajshahi	01712638918
24	Implant (Total)	Rangamati RWH	Rangamati	Barkal, Rangamati	01852600668
25	Implant (Total)	Rangamati RWH	Rangamati	Belai Chhari, Rangamati	01553130924
26	Implant (Total)	Rangamati RWH	Rangamati	Jurai Chhari, Rangamati	01553634453
27	Implant (Total)	Rangpur RWH	Gaibandha	Gaibandha Sadar, Gaibandha	01723105847
28	Implant (Total)	Rangpur RWH	Gaibandha	Gobindaganj, Gaibandha	01712-470308
29	Implant (Total)	Rangpur RWH	Gaibandha	Palashbari, Gaibandha	01723-105847
30	Implant (Total)	Rangpur RWH	Nilphamari	Domar, Nilphamari	01718543313
31	Implant (Total)	Rangpur RWH	Rangpur	Mitha Pukur, Rangpur	01718280808



This report is generated with the financial support of USAID and the technical assistance from Systems for Improved Access to Pharmaceuticals and Services (SIAPS), implemented by Management Sciences for Health-MSH.

If you need more information, please visit at <http://www.dgfplmis.org>